

OFFICE OF RESEARCH AND SPONSORED PROGRAMS ANNUAL REPORT



2021-22

Office of Research and Sponsored Programs
Annual Report for FY 2022

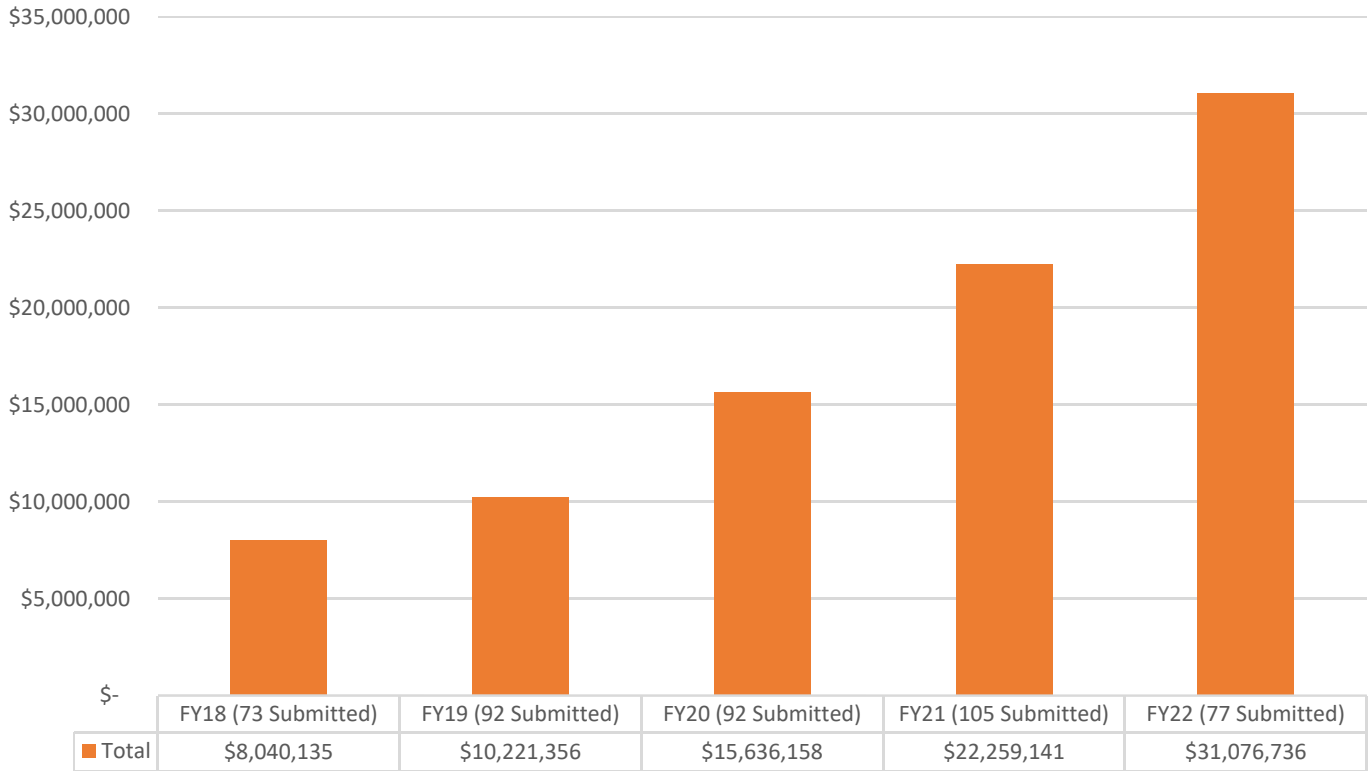
Office of Research and Sponsored Programs (ORSP) at the University of Wisconsin-Whitewater is pleased to present the Annual Report of research and sponsored programs activity for FY22. The Annual Report for FY22 reflects university-wide activity in terms of proposals submitted and awards received from external sponsors with comparison data from the previous four years and comparative data among the University of Wisconsin System research and comprehensive universities. The Report also provides grant and contract expenditure data by division and source of support and levels of human subjects and animal related research activity on the campus.

ORSP extends our sincere thanks and congratulations to the many dedicated faculty, staff, and students who participated in research and sponsored program activities in FY 22. Questions and comments on the report may be sent to Dr. Carl A. Fox, Director, Office of Research and Sponsored Programs, University of Wisconsin-Whitewater, 800 W. Main St., Whitewater, WI. 53190 or foxc@uww.edu.

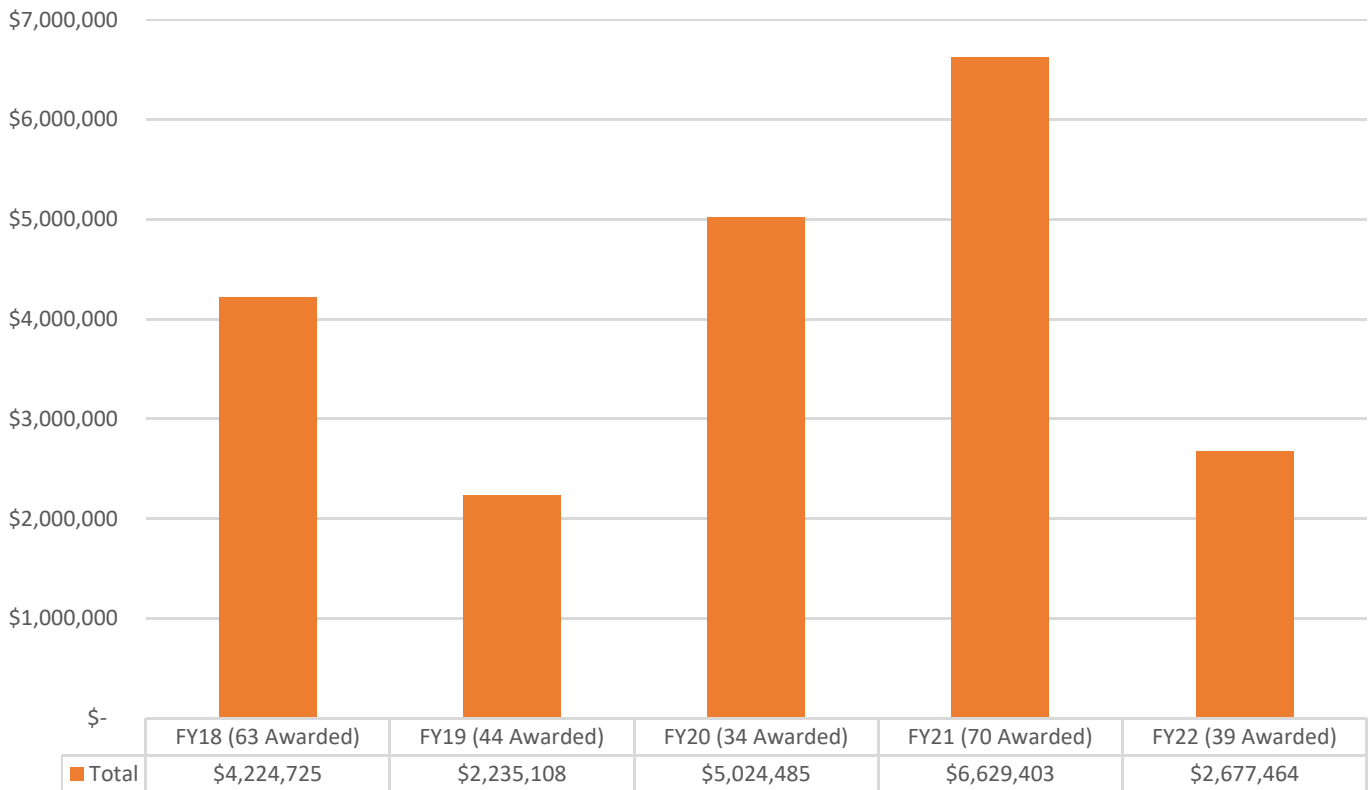
Table of Contents

Research Proposal Submissions and New Research Awards.....	3
Research Awards by Principal Investigator	8
Research Proposal Submissions by Principal Investigator	11
Grant and Contract Expenditures	17
Top 10 State/Private Research Sponsors	23
Top 10 Federal Research Sponsors	24
UW-Whitewater Research Awards by Principal Investigator	25
UW System Research and Public Service Award Comparisons	26
UW System Instruction Award Comparisons	27
IRB and IACUC Activity	28

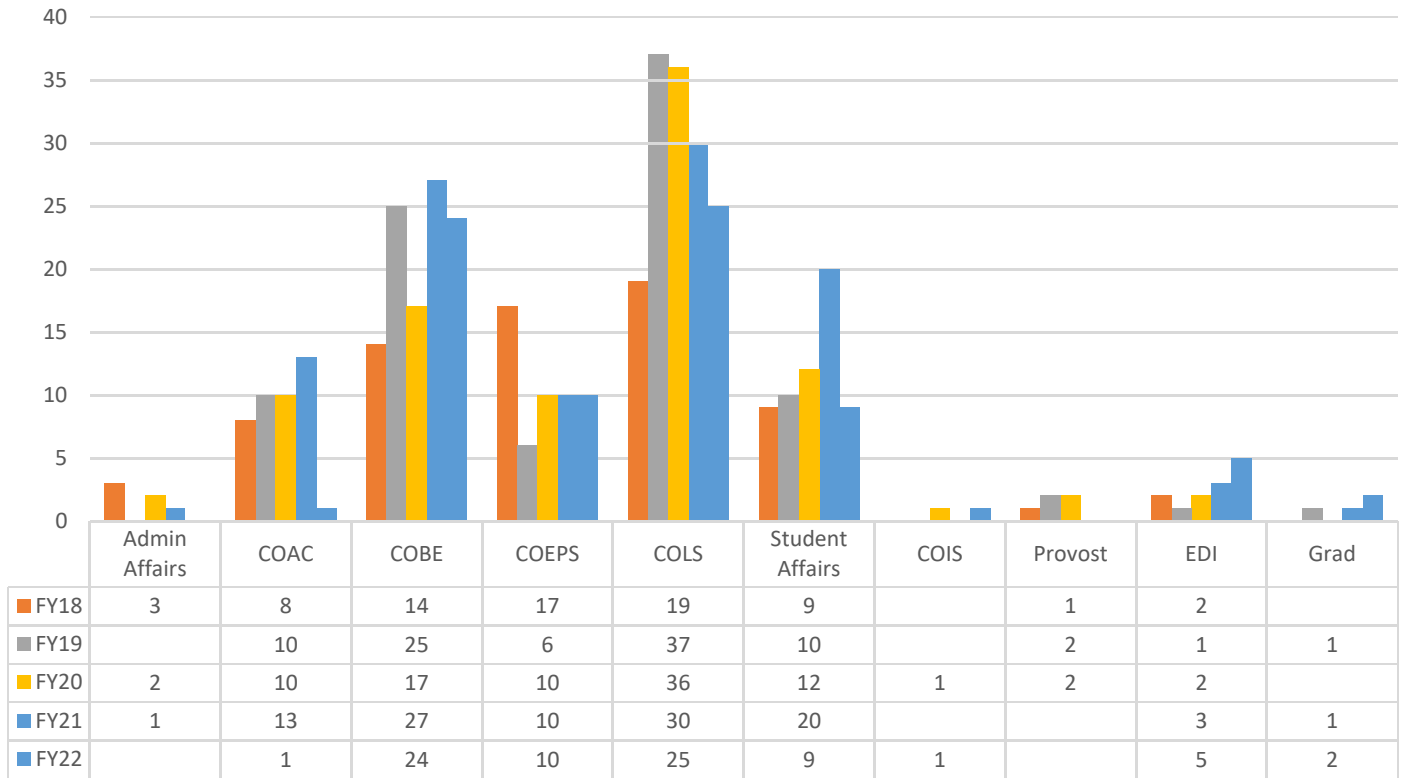
Dollar Value and Number of Research Proposal Submissions by Fiscal Year



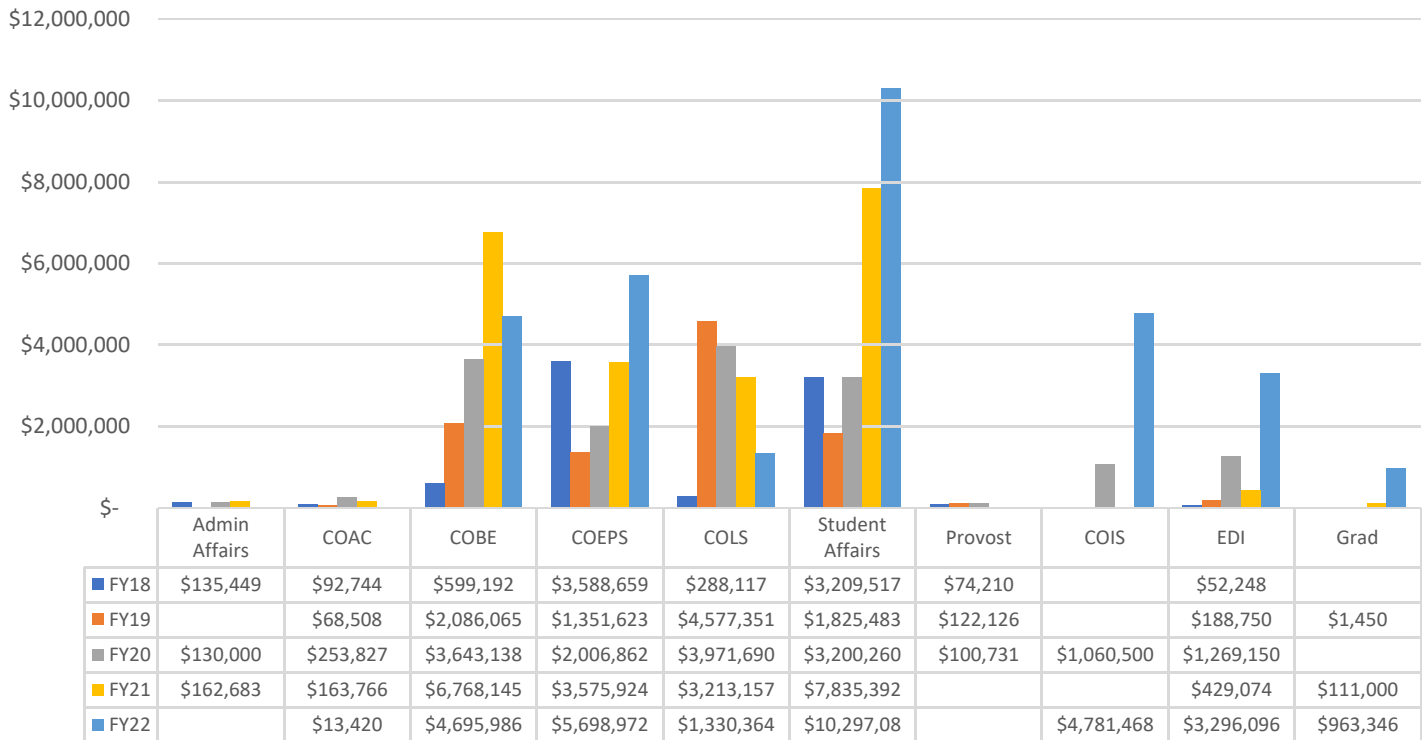
Dollar Value and Number of Research Awards



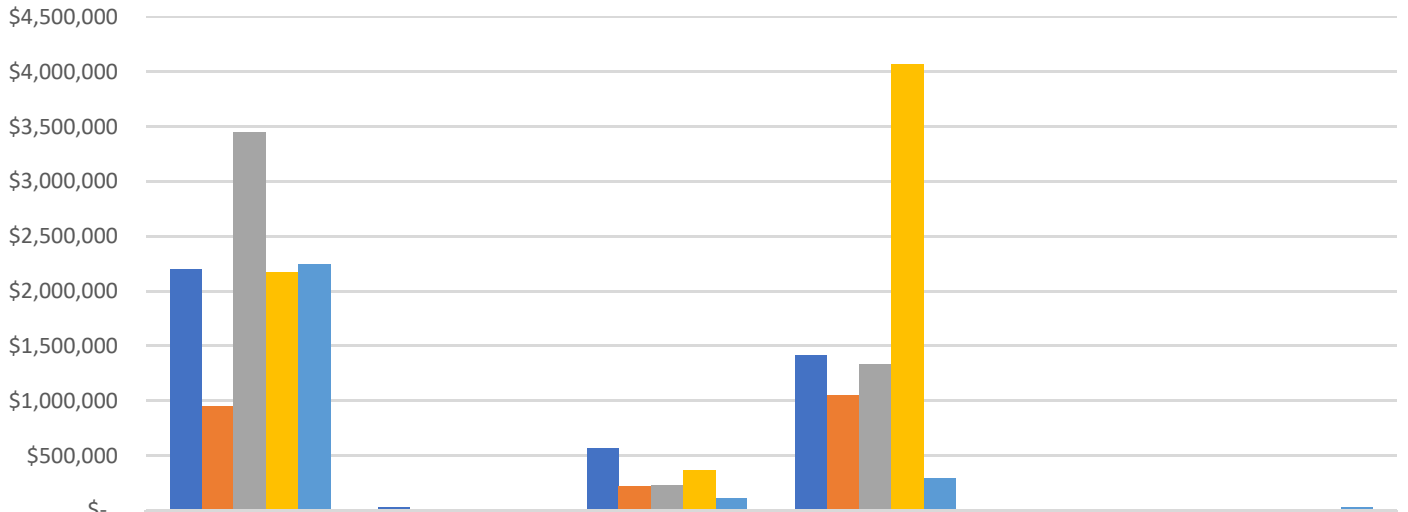
Number of Proposal Submissions by Division and Fiscal Year



Dollar Value of Submissions by Division and Year

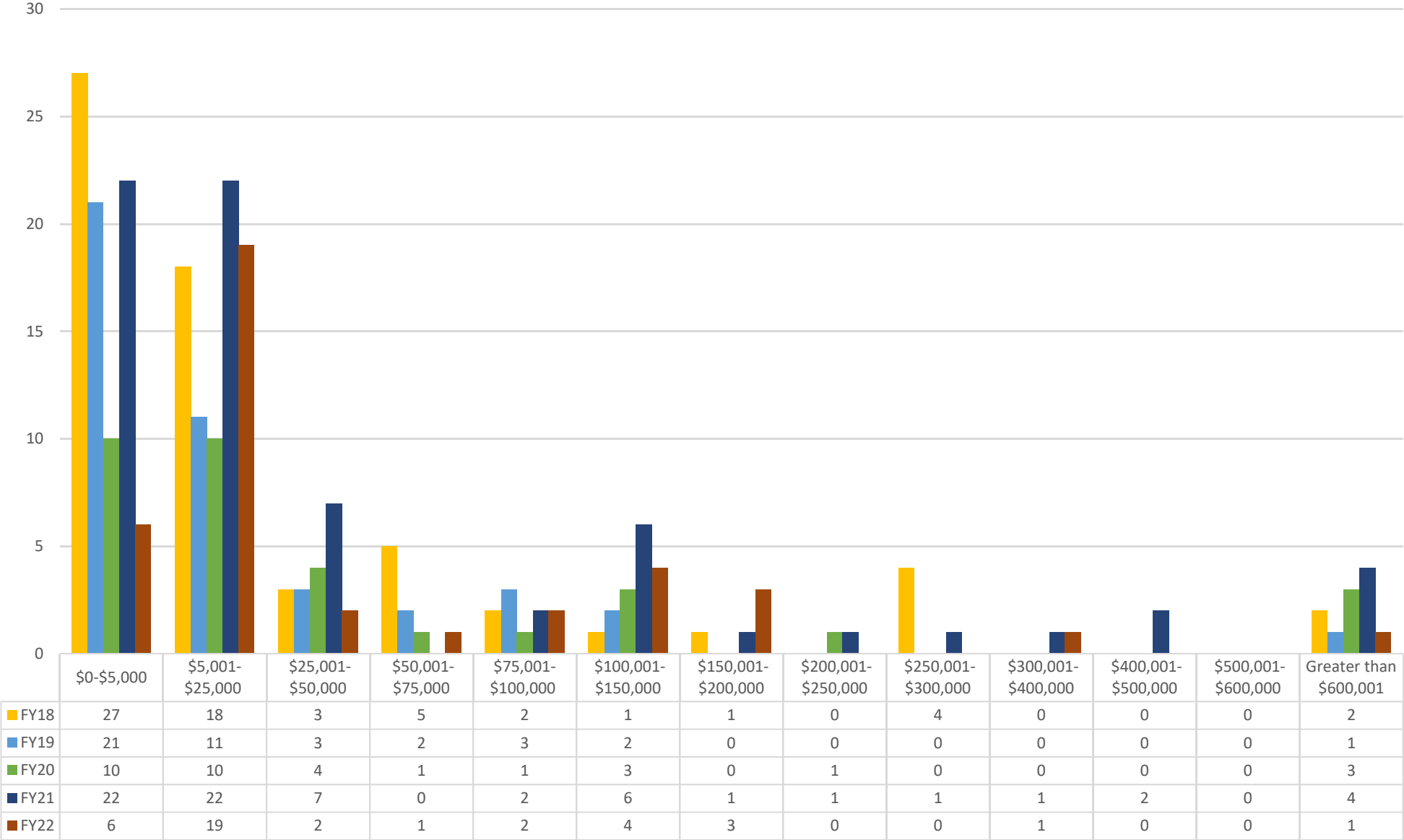


Research Award Value by Funding Type

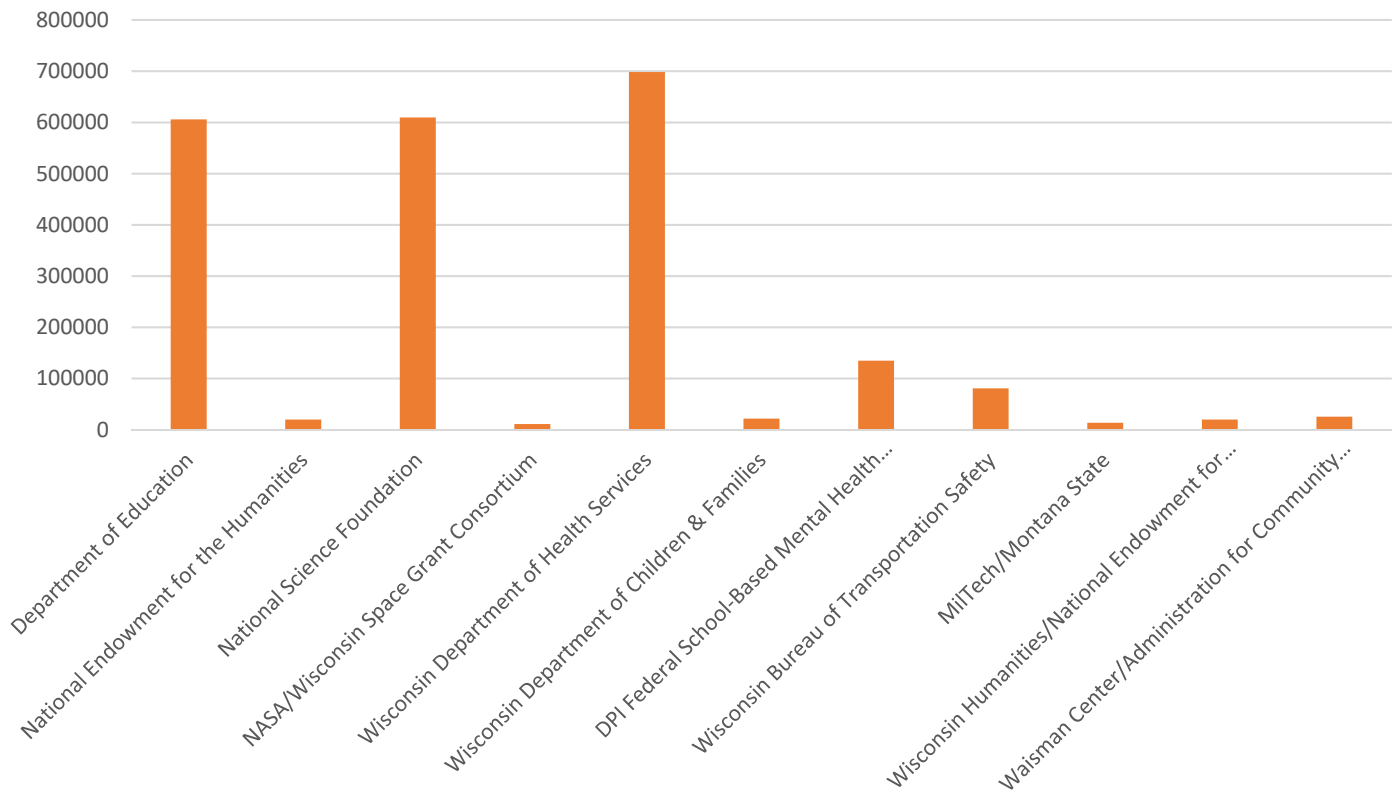


	Federal	Local	Private	State	Foreign	Tribal
■ FY18	\$2,199,932	\$28,700	\$567,614	\$1,419,081	\$9,398	
■ FY19	\$949,974	\$12,700	\$217,166	\$1,055,268		
■ FY20	\$3,444,945	\$10,415	\$233,290	\$1,335,835		
■ FY21	\$2,174,893	\$4,500	\$368,928	\$4,066,082	\$15,000	
■ FY22	\$2,241,509		\$113,421	\$293,400		\$29,134

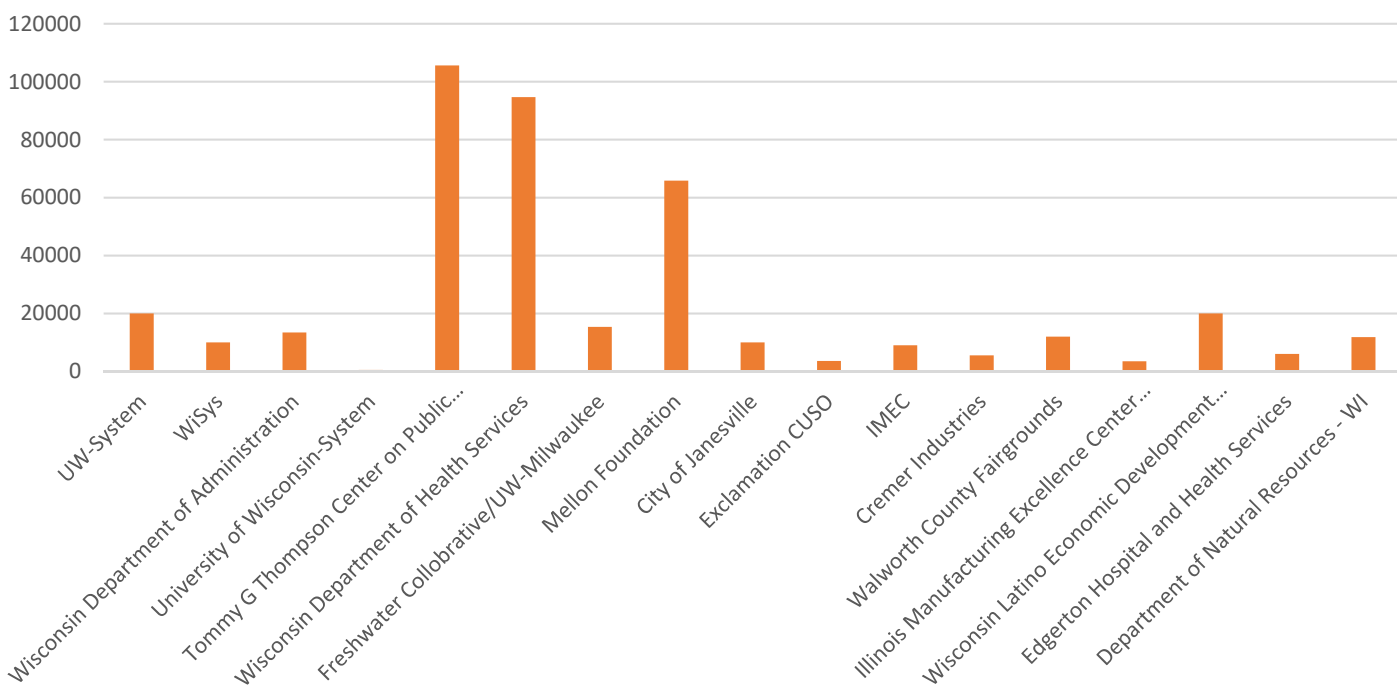
Number of Awards Broken down by Amount & Fiscal Year



FY22 Federal Research Awards



FY22 Non-Federal Awards



AWARDS

Beyea, David	COAC	Communication	National Science Foundation	Federal	\$39,011
Herriott, Jeffrey	COAC	Music	Wisconsin Department of Administration	State	\$13,420
Buchman, Tracy	COBE	Ocup & Envir Safety & Health	Wisconsin Bureau of Transportation Safety	Federal	\$80,805
Kashian, Russell	COBE	Economics	Rosebud Farm Company	Tribal	\$9,984
Kashian, Russell	COBE	Economics	Rosebud Farm Company	Tribal	\$19,150
Kashian, Russell	COBE	Economics	Exclamation CUSO	Private	\$3,600
Kashian, Russell	COBE	Economics	IMEC	Private	\$9,000
Kashian, Russell	COBE	Economics	Cremer Industries	Private	\$5,500
Kashian, Russell	COBE	Economics	MilTech/Montana State	Federal	\$5,313
Kashian, Russell	COBE	Economics	Walworth County Fairgrounds	State	\$12,000
Kashian, Russell	COBE	Economics	UW-System	State	\$20,000
Kashian, Russell	COBE	Economics	MilTech/Montana State	Federal	\$3,000
Kashian, Russell	COBE	Economics	Illinois Manufacturing Excellence Center (IMEC)	Private	\$3,500
Kashian, Russell	COBE	Economics	MilTech/Montana State	Federal	\$5,300
Kashian, Russell	COBE	Economics	Wisconsin Latino Economic Development Foundation	Private	\$20,000

Kashian, Russell	COBE	Economics	Edgerton Hospital and Health Services	Private	\$6,000
Bettters-Bubon, Jennifer	COEPS	Counselor Education	DPI Federal School-Based Mental Health Professionals-Counsel	Federal	\$134,964
Hammer, Michael	COEPS	Communication Disorders	WiSys	State	\$10,000
Benjamin, Robert	COLS	Physics	Wisconsin Space Grant Consortium	Federal	\$2,675
Bhattacharyya, Juk	COLS	Geography, Geology & Env Sci	National Science Foundation	Federal	\$195,567
Bhattacharyya, Prajukti	COLS	Geography, Geology & Env Sci	University of Wisconsin-System	State	\$500
Emrey, Jolly	COLS	Political Science	City of Janesville	State	\$10,000
Girard, Steven	COLS	Chemistry	Wisconsin Space Grant Consortium	Federal	\$8,615
Harrahy, Elisabeth	COLS	Biological Sciences	Freshwater Colloborative/UW-Milwaukee	State	\$15,375
Hernandez, Luz	COLS	Languages & Literature	Mellon Foundation	Private	\$65,821
Levy, James	COLS	History	Wisconsin Humanities/National Endowment for the Humanities	Federal	\$20,000
Levy, James	COLS	History	National Endowment for the Humanities	Federal	\$20,000
Neddenriep, Christine	COLS	Psychology	Department of Education	Federal	\$119,007
Rowe, Jeannine	COLS	Social Work	Wisconsin Department of Health Services	State	\$94,673

Zhou, Jiazhen	COLS	Computer Science	Tommy G Thompson Center on Public Leadership	State	\$105,597
Sun, Haijian	COLS	Computer Science	National Science Foundation	Federal	\$199,955
Sun, Haijian	COLS	Computer Science	National Science Foundation	Federal	\$175,001
Tippary, Nicholas	COLS	Biological Sciences	Department of Natural Resources - WI	State	\$11,835
Dreschler, Kathy	COLS	Social Work	Department of Education	Federal	\$150,000
Warren, Pamela	EDI	Student Diversity, Engagement & Success	Department of Education	Federal	\$336,772
Schepp, Erica	Student Affairs	Children's Center	Wisconsin Department of Children & Families	Federal	\$20,520
Schepp, Erica	Student Affairs	Children's Center	Wisconsin Department of Children & Families	Federal	\$1,100
Smith, Jessica	Student Affairs	CITEE	Waisman Center/Administration for Community Living	Federal	\$25,556
Smith, Jessica	Student Affairs	CITEE	Wisconsin Department of Health Services	Federal	\$698,348

SUBMISSIONS					
PI	Unit	Department	Sponsor	Funding Level	Proposed Amount
Benjamin, Robert	COLS	Physics	Wisconsin Space Grant Consortium	Federal	\$2,675

Bettters-Bubon, Jennifer	COEPS	Counselor Education	DPI Federal School-Based Mental Health Professionals-Counsel	Federal	\$134,964
Bhattacharyya, Prajukti	COLS	Geography, Geology & Env Sci	University of Wisconsin-System	State	\$500
Brown, Karl	COLS	History	Tommy Thompson Center	State	\$13,998
Buchman, Tracy	COBE	Ocup & Envir Safety & Health	Wisconsin Bureau of Transportation Safety	Federal	\$80,805
Carone, Timothy	COBE	IT Supply Chain Management	Department of Commerce	Federal	\$429,860
Carone, Timothy	COBE	IT Supply Chain Management	Department of the Treasury	Federal	\$3,420,393
Chisholm, Ron	COBE	Small Business Development Center	Small Business Association/UW-Madison	Federal	\$148,193
Clasen, Tricia	COIS	College of Integrated Studies	Wisconsin Department of Administration	Federal	\$4,781,468
Collins, Karen	EDI	Student Diversity, Engagement & Success	Department of Education	Federal	\$1,449,510
Compas, Eric	COLS	Geography, Geology & Env Sci	Wisconsin Economic Development Corporation	State	\$16,001
Compas, Eric	COLS	Geography, Geology & Env Sci	Department of Commerce	Federal	\$0-Concept Proposal
Compas, Eric	COLS	Geography, Geology & Env Sci	Wisconsin Economic Development Corporation	State	\$147,811
Cushing-Leubner, Jenna	COEPS	Curriculum & Instruction	Spencer Foundation	Private	\$374,615
Cushing-Leubner, Jenna	COEPS	Curriculum & Instruction	William T Grant Foundation	Private	\$0-Letter of Interest

Dreschler, Kathy	COLS	Social Work	Department of Education	Federal	\$150,000
Emrey, Jolly	COLS	Political Science	City of Janesville	Local	\$10,000
Fox, Carl	Grad	Office of Research & Sponsored Programs	Wisconsin Department of Administration	Federal	\$929,446
Fox, Carl	Grad	Office of Research & Sponsored Programs	Tommy Thompson Center	State	\$33,900
Fox, Robin	COEPS	Dean's Office	Department of the Treasury	Federal	\$4,628,777
Girard, Steven	COLS	Chemistry	Wisconsin Space Grant Consortium	Federal	\$8,615
Girard, Steven	COLS	Chemistry	WiSys	State	\$50,000
Hajdik, Anna	COLS	Political Science	Tommy Thompson Center	State	\$2,700
Hammer, Michael	COEPS	Communication Disorders	WiSys	State	\$10,000
Harraly, Elisabeth	COLS	Biological Sciences	UW System	State	\$12,993
Herriott, Jeffrey	COAC	Music	Wisconsin Department of Administration	State	\$13,420
Hessenauer, Sarah	COLS	Social Work	UW-System	State	\$70,000
Kashian, Russell	COBE	Economics	Exclamation CUSO	Private	\$3,600
Kashian, Russell	COBE	Economics	IMEC	Private	\$9,000
Kashian, Russell	COBE	Economics	University of Wisconsin System	State	\$48,100
Kashian, Russell	COBE	Economics	Rosebud Farm Company	Tribal	\$9,984
Kashian, Russell	COBE	Economics	Rosebud Farm Company	Tribal	\$19,150
Kashian, Russell	COBE	Economics	Cremer Industries	Private	\$5,500
Kashian, Russell	COBE	Economics	MilTech/Montana State	Federal	\$5,313

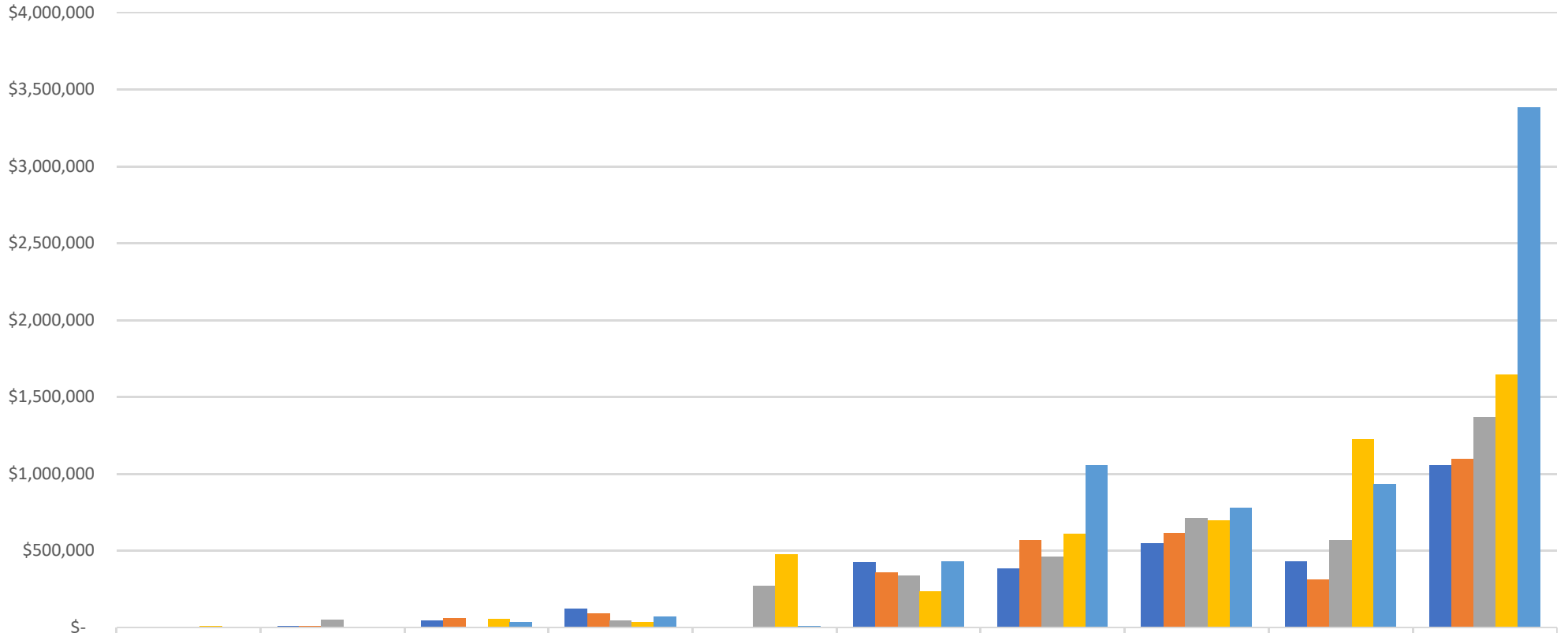
Kashian, Russell	COBE	Economics	Walworth County Fairgrounds	State	\$12,000
Kashian, Russell	COBE	Economics	UW-System	State	\$20,000
Kashian, Russell	COBE	Economics	MilTech/Montana State	Federal	\$3,000
Kashian, Russell	COBE	Economics	Illinois Manufacturing Excellence Center (IMEC)	State	\$3,500
Kashian, Russell	COBE	Economics	MilTech/Montana State	Federal	\$5,300
Kashian, Russell	COBE	Economics	Wisconsin Latino Economic Development Foundation	Private	\$20,000
Kashian, Russell	COBE	Economics	Edgerton Hospital and Health Services	Private	\$6,000
Kaufman, Kevin	COBE	Small Business Development Center	University of Wisconsin-Madison/Small Business Administration	Federal	\$148,193
Levas, Stephen	COLS	Biological Sciences/Geography, Geology & Env Sci	UW-System	State	\$5,600
Levy, James	COLS	History	Wisconsin Humanities/National Endowment for the Humanities	Federal	\$20,000
Levy, James	COLS	History	National Endowment for the Humanities	Federal	\$20,000
Levy, James	COLS	History	Library of Congress	Federal	\$59,871
Levy, James	COLS	History	American Council of Learned Societies	Private	\$223,449

Lineberger, Monica	COLS	Political Science	National Science Foundation	Federal	\$4,293
Lisberg, Anneke	COLS	Biological Sciences	National Science Foundation	Frdrral	\$81,015
Martin, Gina	COEPS	Counselor Education	WiSys	State	\$9,981
Neddenriep, Christine	COLS	Psychology	Department of Education	Federal	\$119,007
Pelzel, Heather	COLS	Biological Sciences	National Science Foundation	Federal	\$25,000
Peters, Scott	COEPS	Educational Foundations	Department of Education	Federal	\$184,506
Peters, Scott	COEPS	Educational Foundations	National Science Foundation	Federal	\$161,656
Platt, Alana	COBE	IT Supply Chain Management	Apsiden	Private	\$4,040
Platt, Alana	COBE	IT Supply Chain Management	Tommy G Thompson Center on Public Leadership	State	\$64,440
Roseland, Denise	COEPS	Curriculum & Instruction	National Science Foundation	Federal	\$169,473
Schepp, Erica	Student Affairs	Children's Center	Wisconsin Department of Children & Samilies	Federal	\$1,100
Smith, Jessica	Student Affairs	CITEE	Waisman Center/Administration for Community Living	Federal	\$88,314
Smith, Jessica	Student Affairs	CITEE	Wisconsin Department of Health Services	State	\$115,086
Smith, Jessica	Student Affairs	CITEE	Wisconsin Department of Health Services	Federal	\$698,348

Smith, Jessica	Student Affairs	CITEE	Wisconsin Department of Health Services	Federal	\$82,015
Smith, Jessica	Student Affairs	CITEE	Wisconsin Department of Health Services	Federal	\$96,914
Smith, Jessica	Student Affairs	CITEE	Wisconsin Department of Health Services	State	\$507,688
Smith, Jessica	Student Affairs	CITEE	Wisconsin Department of Health Services	Federal	\$687,619
Smith, Jessica	Student Affairs	CITEE	Wisconsin Department of Health Services	Federal	\$8,020,000
Smith, Lauren	EDI	Adult Learning Student Services	American Rescue Plan Act (ARPA-R)	Federal	\$6,900
Smith, Lauren	EDI	Adult Learning Student Services	Department of Homeland Security (Phase 39)	Federal	\$6,900
Sun, Haijian	COLS	Computer Science	Sony Corporation	Private	\$100,000
Sun, Haijian	COLS	Computer Science	National Science Foundation	Federal	\$175,001
Swanson, Beth	COEPS	Communication Disorders	Variety	Private	\$25,000
Tippary, Nicholas	COLS	Biological Sciences	Department of Natural Resources - WI	State	\$11,835
Vahedian Khezerlou, Amin	COBE	IT Supply Chain Management	National Science Foundation	Federal	\$155,965
Warren, Pamela	EDI	Student Diversity, Engagement & Success	National Security Agency	Federal	\$148,926
Warren, Pamela	EDI	Student Diversity, Engagement & Success	Department of Education	Federal	\$1,683,860

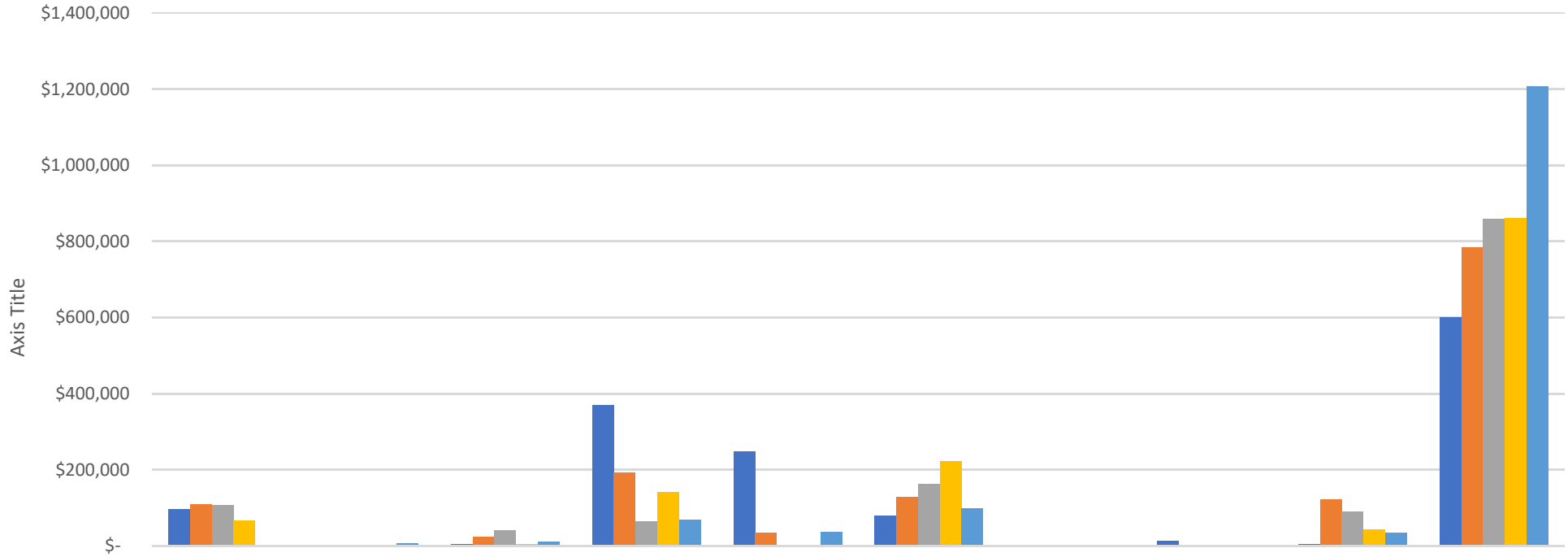
Winden, Matthew	COBE	Economics	Freshwater Collobrative/UW- Milwaukee	State	\$23,650
Yin, Li-Chung (Roger)	COBE	IT Supply Chain Management	UW-System	State	\$50,000

Total Research Expenditures by Division



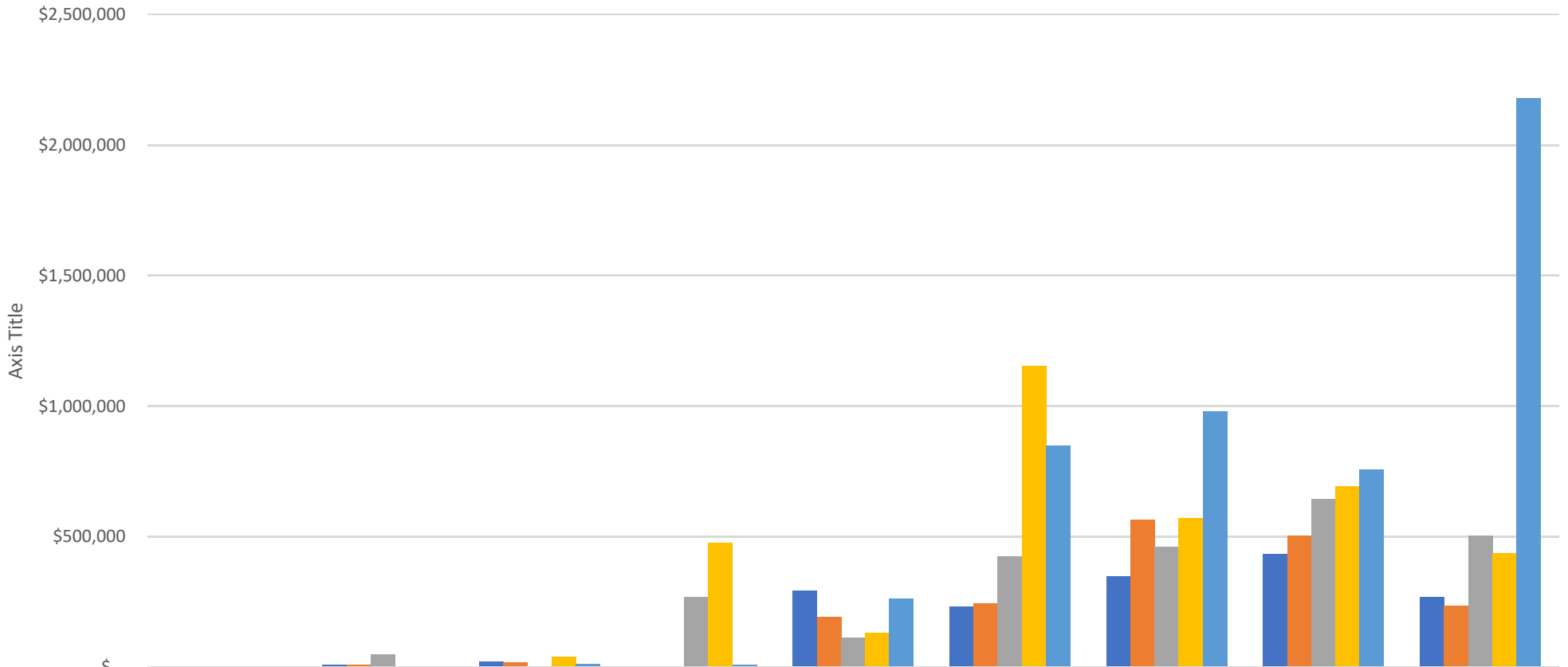
	Administrative Affairs	Academic Affairs	College of Arts & Communication	Graduate Studies & Continuing Education	College of Integrated Studies	College of Letters & Science	College of Education & Professional Studies	Equity, Diversity & Inclusion	College of Business & Economics	Student Affairs
■ 2018	\$629	\$9,186	\$46,713	\$122,522		\$422,366	\$384,148	\$545,464	\$427,427	\$1,055,529
■ 2019	\$3,898	\$10,128	\$59,843	\$90,349		\$356,745	\$568,762	\$612,493	\$310,882	\$1,096,388
■ 2020	\$702	\$50,573	\$5,198	\$43,752	\$270,872	\$334,883	\$461,843	\$712,619	\$567,295	\$1,367,777
■ 2021	\$7,506	\$550	\$52,911	\$35,605	\$477,275	\$233,211	\$609,446	\$697,821	\$1,223,256	\$1,643,121
■ 2022	\$2,179	\$3,299	\$32,947	\$70,388	\$8,731	\$427,525	\$1,053,552	\$777,528	\$931,635	\$3,380,942

Total Non-Federal Research Expenditures by Division



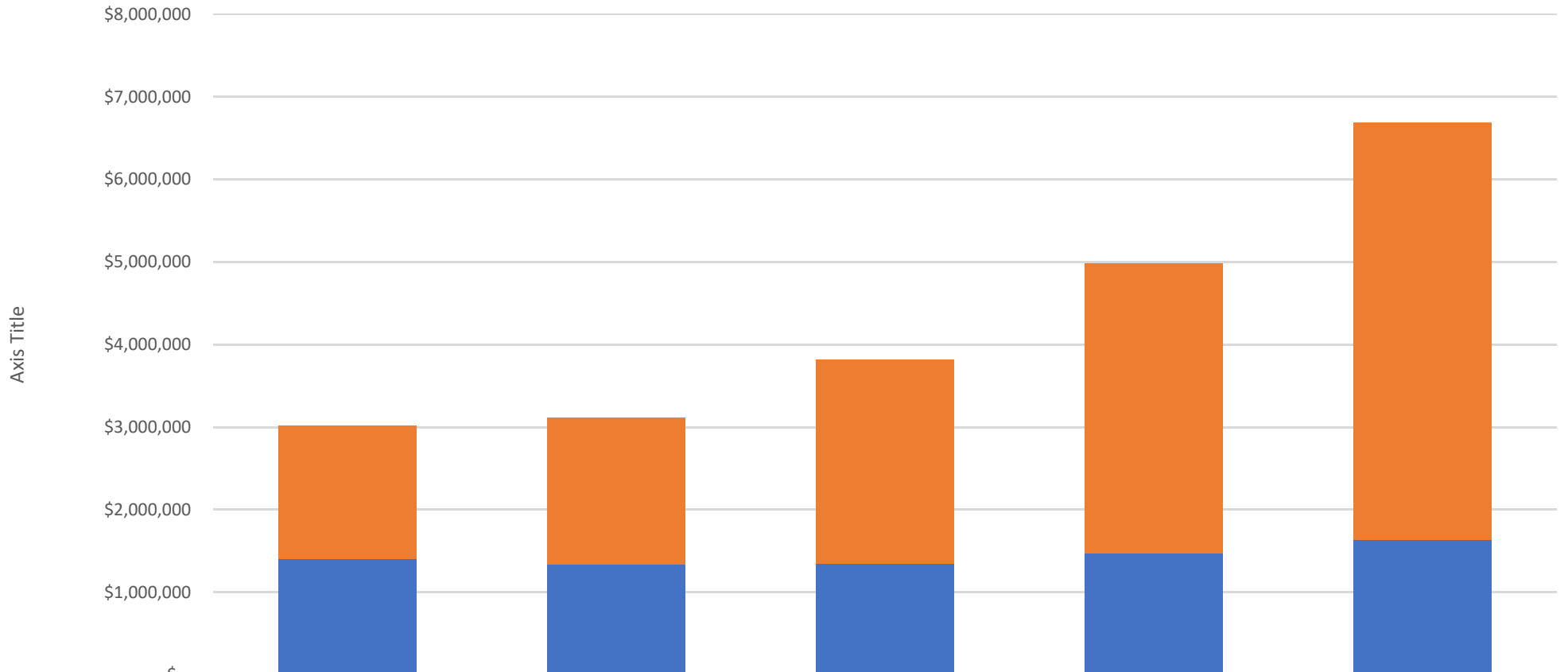
	Academic Affairs	Administrative Affairs	College of Arts & Communication	College of Business & Economics	College of Education & Professional Studies	College of Letters & Science	Equity, Diversity & Inclusion	General Education Admin	Graduate Studies & Continuing Education	Student Affairs
■ 2017	\$95,905	\$569	\$4,000	\$370,174	\$248,891	\$80,283		\$14,402	\$4,119	\$600,603
■ 2018	\$110,605	\$629	\$24,483	\$193,816	\$35,004	\$129,700			\$122,522	\$785,072
■ 2019	\$108,015	\$2,898	\$41,273	\$64,451	\$2,130	\$162,401			\$90,349	\$859,568
■ 2020	\$67,238	\$702	\$4,049	\$142,910	\$(10)	\$222,061			\$43,752	\$862,639
■ 2021	\$1,621	\$7,506	\$11,898	\$70,123	\$37,339	\$99,951	\$1,531		\$35,605	\$1,207,065

Total Federal Research Expenditures by Division



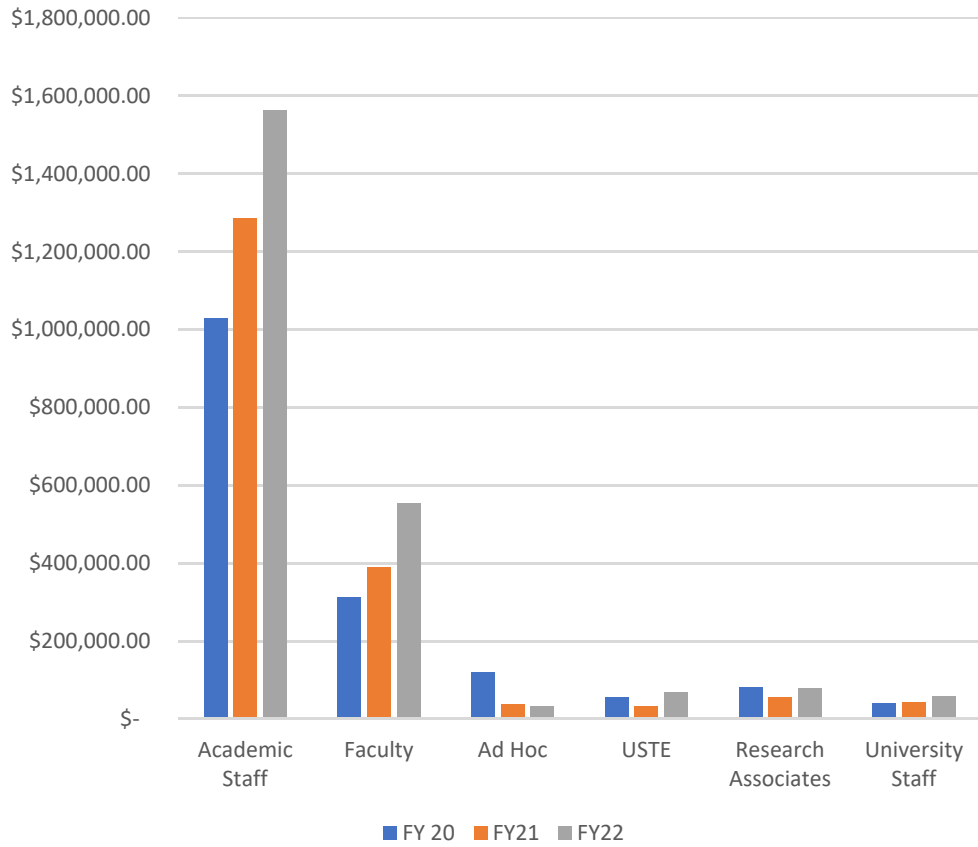
	Administrative Affairs	Academic Affairs	College of Arts & Communication	College of Integrated Studies	College of Letters & Science	College of Business & Economics	College of Education & Professional Studies	Equity, Diversity & Inclusion	Student Affairs
■ 2018		\$9,186	\$22,230		\$292,666	\$233,611	\$349,144	\$434,859	\$270,457
■ 2019	\$1,000	\$10,128	\$18,570		\$194,344	\$246,432	\$566,632	\$504,478	\$236,821
■ 2020		\$50,573	\$1,149	\$270,872	\$112,822	\$424,385	\$461,853	\$645,381	\$505,138
■ 2021		\$550	\$41,013	\$477,275	\$133,259	\$1,153,133	\$572,106	\$694,669	\$436,056
■ 2022			\$12,801	\$8,731	\$261,974	\$850,320	\$981,307	\$757,768	\$2,178,243

Total Research Expenditures per Fiscal Year

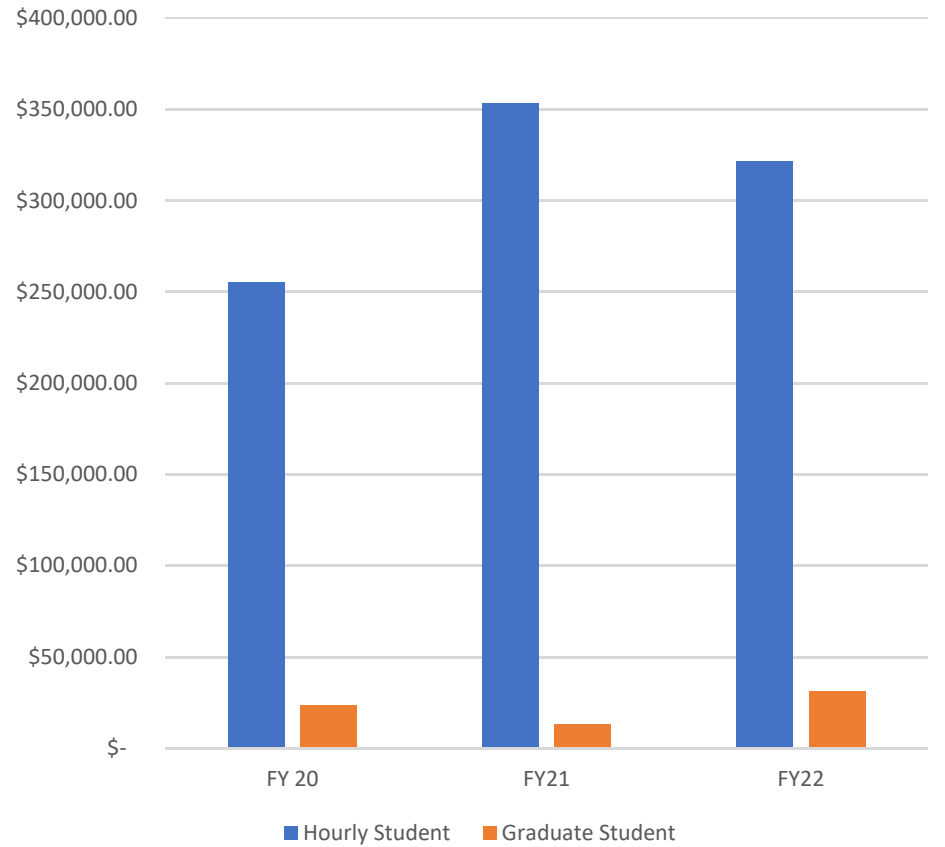


	2018	2019	2020	2021	2022
144-Federal	\$1,612,154	\$1,778,405	\$2,472,173	\$3,508,062	\$5,051,145
133-NonFederal/State	\$1,401,830	\$1,331,085	\$1,343,341	\$1,472,639	\$1,637,581

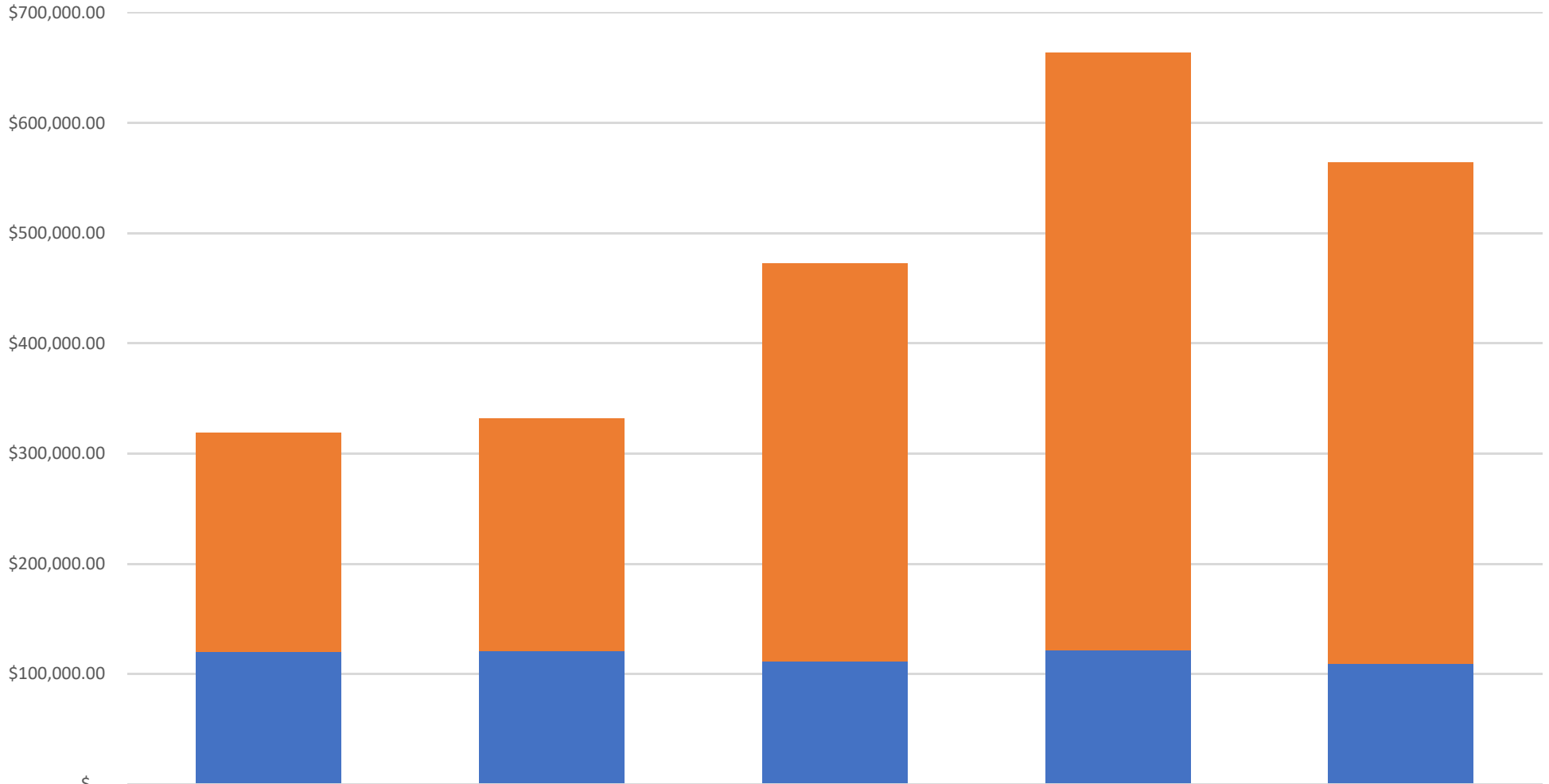
Faculty & Staff Payroll Expenditures



Student Payroll Expenditures



Indirect Revenue

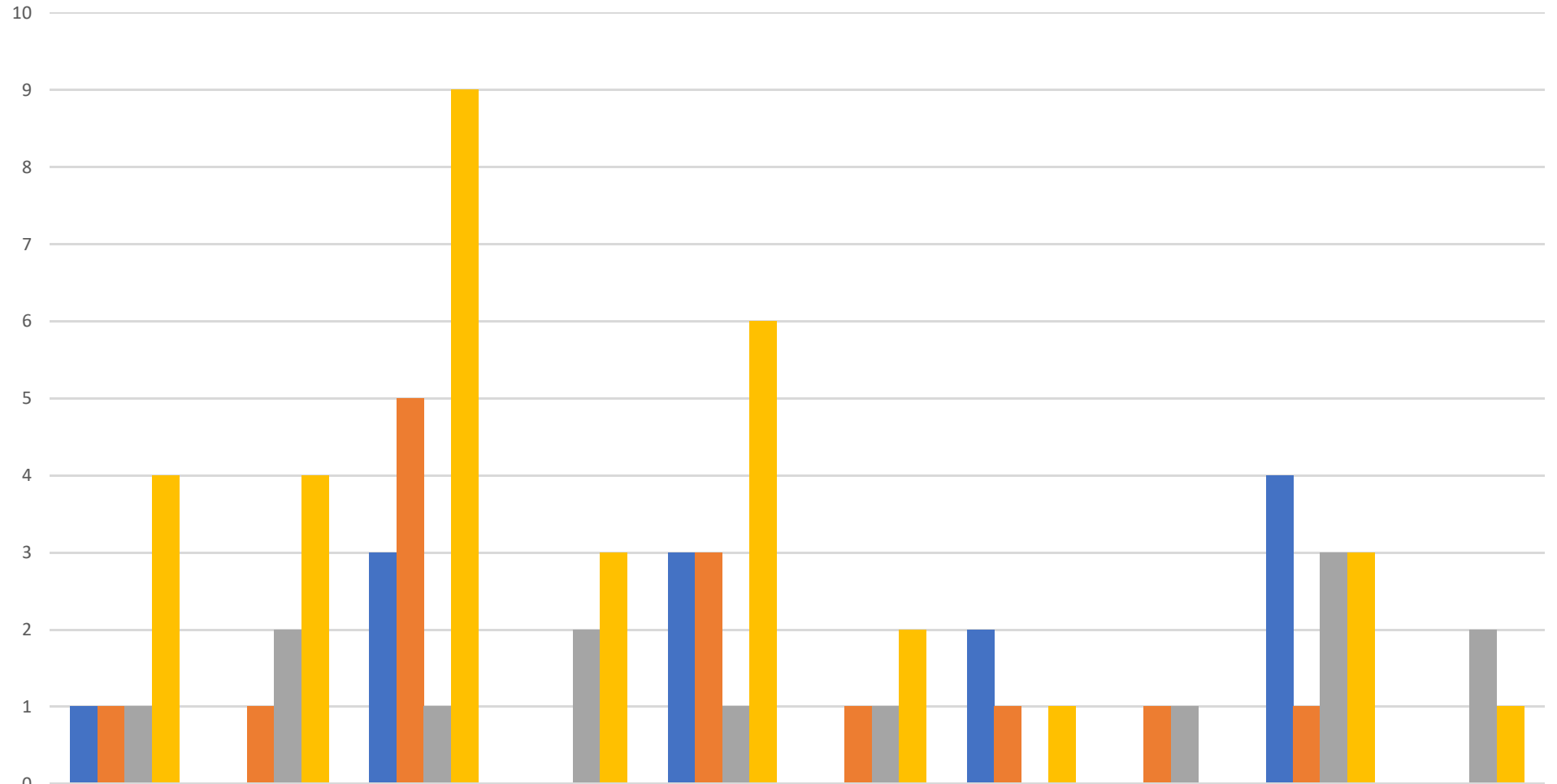


	2018	2019	2020	2021	2022
144	\$198,959.48	\$211,141.18	\$361,329.87	\$542,316.63	\$454,922.90
133	\$120,214.13	\$120,675.79	\$111,529.32	\$121,674.11	\$109,632.45

TOP TEN 133 EXPENDITURES-STATE/PRIVATE FUNDING	FY18	FY19	FY20	FY21	FY22
WI DWD Total	\$620,156.98	\$767,783.80	\$678,095.90	\$750,511.94	\$605,633.91
WI DHS Total	\$140,685.24	\$92,546.94	\$152,090.30	\$448,088.63	\$444,226.35
Department of Children and Families			\$14,174.97		\$131,973.24
Bader Philanthropies		\$33,656.60	\$98,044.22	\$23,313.62	\$37,734.36
Lumina Foundation				\$30,363.11	\$50,426.94
Dystonia Medical Research Foundation					\$46,975.37
Whiting Foundation					\$32,241.63
Special Olympics of Wisconsin					\$26,349.18
Variety The Children's Charity			\$23,711.07		\$19,960.83
Wisconsin BLN			\$59,443.51		
Great Lakes Higher Education Total	\$143,653.51	\$131,391.59	\$49,671.05	\$39,956.29	
State of New Jersey				\$34,688.53	
WI DPI Total	\$103,632.57	\$77,401.52	\$46,201.53	\$23,713.16	
Department of Natural Resources		\$12,268.11	\$18,511.50	\$13,616.25	
MAP Fund				\$12,500.00	
Urban League of Greater Madison				\$9,980.37	
Fund for Wisconsin Scholars			\$10,703.35		
USASBE Total	\$98,452.56	\$34,344.37			
Institute of International Education		\$30,709.63			
National Association of System Heads		\$19,652.38			
The Nature Conservancy	\$13,288.55	\$12,459.62			
Margaret A Cargill Foundation Total	\$25,726.24				
The Water Council	\$23,271.91	\$11,987.05			
Interactive Degree Planner	\$49,667.36				
American Psychological Association	\$13,680.00				
	\$1,232,215	\$1,224,202	\$1,150,647	\$1,386,732	\$1,395,522

TOP TEN 144 EXPENDITURES-FEDERAL FUNDING	FY18	FY19	FY20	FY21	FY22
SAMSHA			\$249,605.14	\$252,361.68	\$1,949,125.21
US Dept of Ed Total	\$539,745.72	\$588,737.79	\$921,569.54	\$1,256,240.92	\$1,216,576.17
Dept of Health & Human Services Total	\$459,207.32	\$591,016.63	\$591,996.24	\$557,892.80	\$674,954.37
Department of Labor			\$102,490.65		\$333,951.29
Department of Defense			\$86,338.98	\$377,190.04	\$280,293.39
SBA Total	\$165,309.79	\$144,209.08	\$136,607.94	\$197,465.56	\$124,962.56
Corporation for National and Community Service	\$31,920.93	\$119,662.47	\$83,545.09	\$85,587.43	\$105,801.17
DHHS, National Institute of Health Total	\$34,075.99				\$101,922.97
Dept of Transportation Total	\$68,301.57	\$63,978.30	\$89,938.75	\$70,150.46	\$73,094.31
Center for Disease Control					\$44,574.02
NSF Total	\$65,311.09	\$37,043.12	\$85,587.91	\$37,994.84	
NEA Total					
USDA Total	\$23,586.33	\$18,593.90			
NASA Total	\$140,386.03	\$140,261.45	\$37,958.69	\$83,028.20	
Office of Naval Research Total	\$52,892.76				
National Oceanic & Atmospheric Adm		\$34,396.96			
National Endowment for the Arts		\$18,570.00			
	\$1,363,872.41	\$1,756,469.70	\$2,385,638.93	\$2,917,911.93	\$4,905,255.46

Sabbatical Awards



	2018		2019		2020		2021		2022	
	Semester	Full Year	Semester	Full Year	Semester	Full Year	Semester	Full Year	Semester	Full Year
■ COAC	1		3		3		2		4	
■ COBE	1	1	5		3	1	1	1	1	
■ COEPS	1	2	1	2	1	1		1	3	2
■ COLS	4	4	9	3	6	2	1		3	1

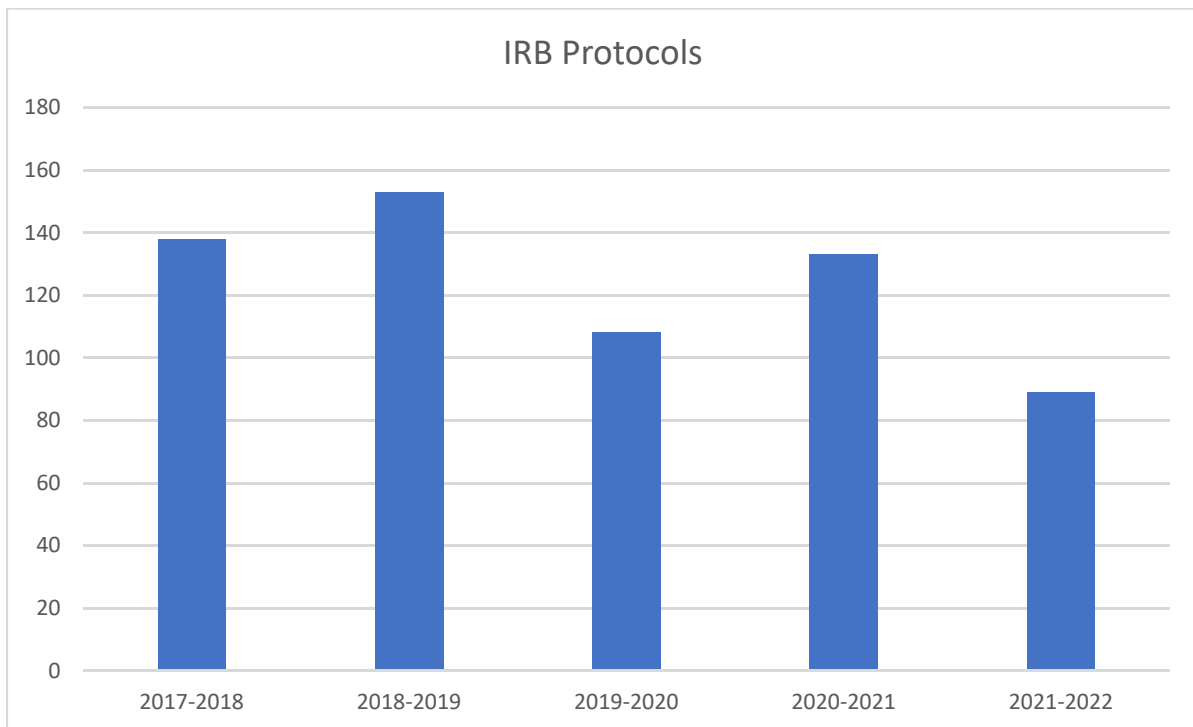
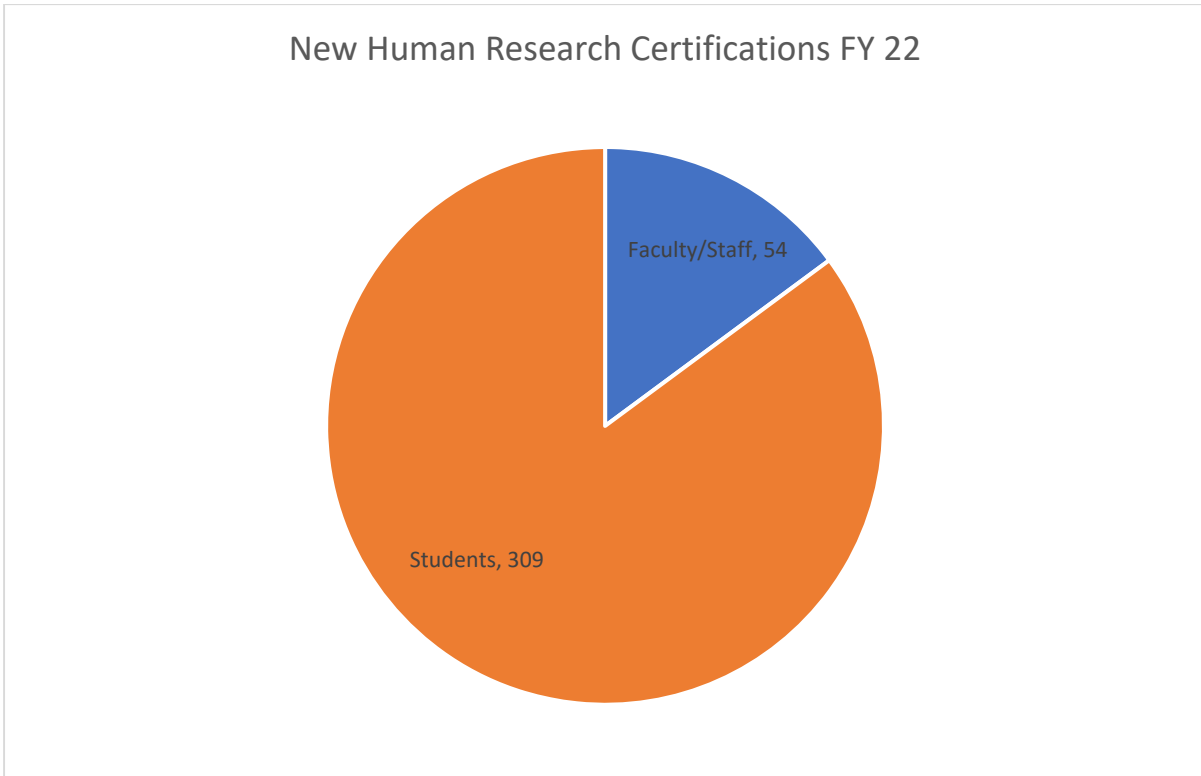
**UNIVERSITY OF WISCONSIN SYSTEM
GIFTS, GRANTS AND CONTRACTS AWARDED
FISCAL YEAR 2021-2022 (through June)**

Institution	RESEARCH & PUBLIC SERVICE								
	Total Fiscal Year to Date			Federal Fiscal Year to Date			Non-Federal Fiscal Year to Date		
	2021-2022	2020-2021	Increase (Decrease)	2021-2022	2020-2021	Increase (Decrease)	2021-2022	2020-2021	Increase (Decrease)
Total	1,497,193,774	1,432,055,036	65,138,738	922,959,084	918,014,811	4,944,273	574,234,690	514,040,225	60,194,465
Madison	1,392,491,295	1,312,456,914	80,034,381	843,896,299	825,389,891	18,506,408	548,594,996	487,067,023	61,527,973
Milwaukee	46,414,566	35,971,354	10,443,212	36,787,759	23,322,330	13,465,429	9,626,807	12,649,024	(3,022,217)
Eau Claire	1,143,271	3,120,965	(1,977,694)	1,124,129	2,749,291	(1,625,162)	19,142	371,674	(352,532)
Green Bay	4,979,519	5,588,953	(609,434)	3,048,112	3,027,878	20,234	1,931,407	2,561,075	(629,668)
La Crosse	2,041,695	2,130,232	(88,537)	812,946	1,652,025	(839,079)	1,228,749	478,207	750,542
Oshkosh	2,328,437	1,724,277	604,160	1,473,017	1,267,347	205,670	855,420	456,930	398,490
Parkside	122,048	150,777	(28,729)	4,500	134,190	(129,690)	117,548	16,587	100,961
Platteville	3,151,735	1,960,578	1,191,157	1,485,132	1,791,989	(306,857)	1,666,603	168,589	1,498,014
River Falls	1,597,508	383,695	1,213,813	1,130,612	150,354	980,258	466,896	233,341	233,555
Stevens Point	5,682,692	6,712,974	(1,030,282)	2,328,673	3,166,810	(838,137)	3,354,019	3,546,164	(192,145)
Stout	2,251,280	2,860,465	(609,185)	1,298,201	1,750,850	(452,649)	953,079	1,109,615	(156,536)
Superior	1,551,873	7,047,892	(5,496,019)	1,273,931	6,425,584	(5,151,653)	277,942	622,308	(344,366)
Whitewater	4,137,802	2,947,354	1,190,448	3,031,586	925,905	2,105,681	1,106,216	2,021,449	(915,233)
System Administration	29,300,053	48,998,606	(19,698,553)	25,264,187	46,260,367	(20,996,180)	4,035,866	2,738,239	1,297,627

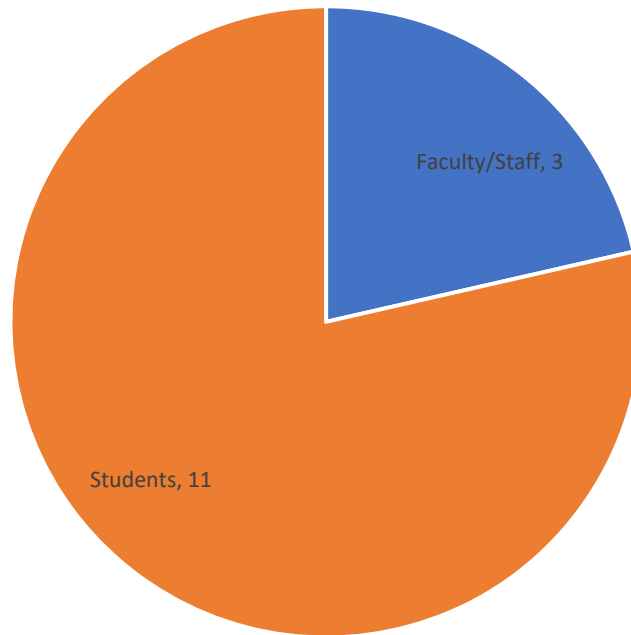
**UNIVERSITY OF WISCONSIN SYSTEM
GIFTS, GRANTS AND CONTRACTS AWARDED
FISCAL YEAR 2021-2022 (through June)**

Institution	Total Fiscal Year to Date			INSTRUCTION			Non-Federal Fiscal Year to Date		
				Federal Fiscal Year to Date					
	2021-2022	2020-2021	Increase (Decrease)	2021-2022	2020-2021	Increase (Decrease)	2021-2022	2020-2021	Increase (Decrease)
Total	94,422,218	78,276,566	16,145,652	60,430,743	41,537,290	18,893,453	33,991,475	36,739,276	(2,747,801)
Madison	42,298,895	49,443,914	(7,145,019)	22,990,579	29,783,274	(6,792,695)	19,308,316	19,660,640	(352,324)
Milwaukee	14,294,140	12,046,990	2,247,150	2,737,392	1,532,575	1,204,817	11,556,748	10,514,415	1,042,333
Eau Claire	2,018,013	5,625,507	(3,607,494)	2,015,813	1,814,551	201,262	2,200	3,810,956	(3,808,756)
Green Bay	2,126,115	1,653,429	472,686	710,105	311,672	398,433	1,416,010	1,341,757	74,253
La Crosse	776,255	830,875	(54,620)	336,769	608,406	(271,637)	439,486	222,469	217,017
Oshkosh	6,569,136	6,543,225	25,911	6,569,136	6,543,225	25,911	—	—	—
Parkside	103,915	794,643	(690,728)	—	680,484	(680,484)	103,915	114,159	(10,244)
Platteville	63,383	193,421	(130,038)	—	10,000	(10,000)	63,383	183,421	(120,038)
River Falls	4,124	161,138	(157,014)	—	149,976	(149,976)	4,124	11,162	(7,038)
Stevens Point	896,988	629,248	267,740	—	3,942	(3,942)	896,988	625,306	271,682
Stout	237,931	284,407	(46,476)	70,949	99,185	(28,236)	166,982	185,222	(18,240)
Superior	8,868	13,465	(4,597)	—	—	—	8,868	13,465	(4,597)
Whitewater	24,455	56,304	(31,849)	—	—	—	24,455	56,304	(31,849)
System Administration	25,000,000	—	25,000,000	25,000,000	—	25,000,000	—	—	—

IRB and IACUC Activity FY 22



New Animal Research Certifications FY 22



Active IACUC Protocols (#)

