

**OFFICE OF RESEARCH AND  
SPONSORED PROGRAMS  
ANNUAL REPORT**

---



**2022-23**

Office of Research and Sponsored Programs  
Annual Report for FY 2023

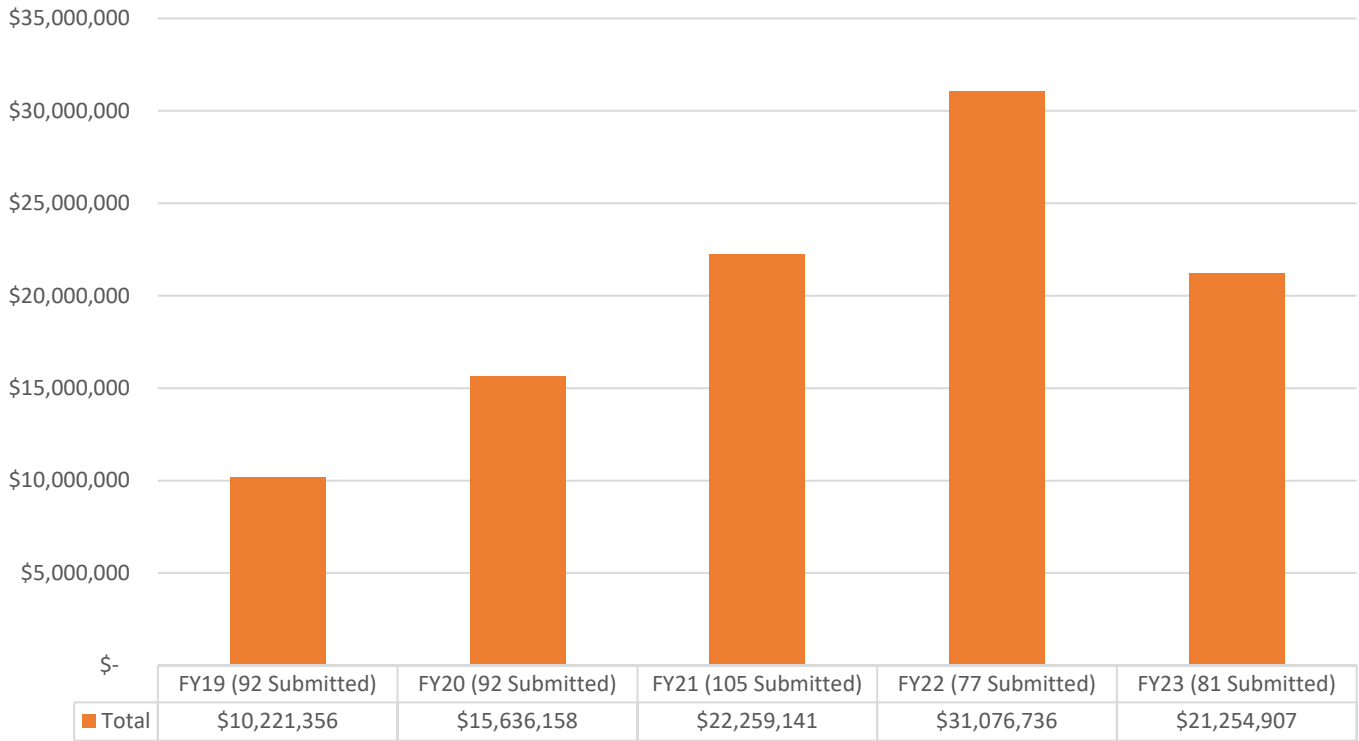
The Office of Research and Sponsored Programs (ORSP) at the University of Wisconsin-Whitewater is pleased to present the Annual Report of research and sponsored programs activity for FY23. The Annual Report for FY23 reflects university-wide activity in terms of proposals submitted and awards received from external sponsors with comparison data from the previous four years and comparative data among the University of Wisconsin System research and comprehensive universities. The Report also provides grant and contract expenditure data by division and source of support and levels of human subjects and animal related research activity on the campus.

ORSP extends our sincere thanks and congratulations to the many dedicated faculty, staff, and students who participated in research and sponsored program activities in FY 23. Questions and comments on the report may be sent to Dr. Carl A. Fox, Director, Office of Research and Sponsored Programs, University of Wisconsin-Whitewater, 800 W. Main St., Whitewater, WI. 53190 or [foxc@uww.edu](mailto:foxc@uww.edu).

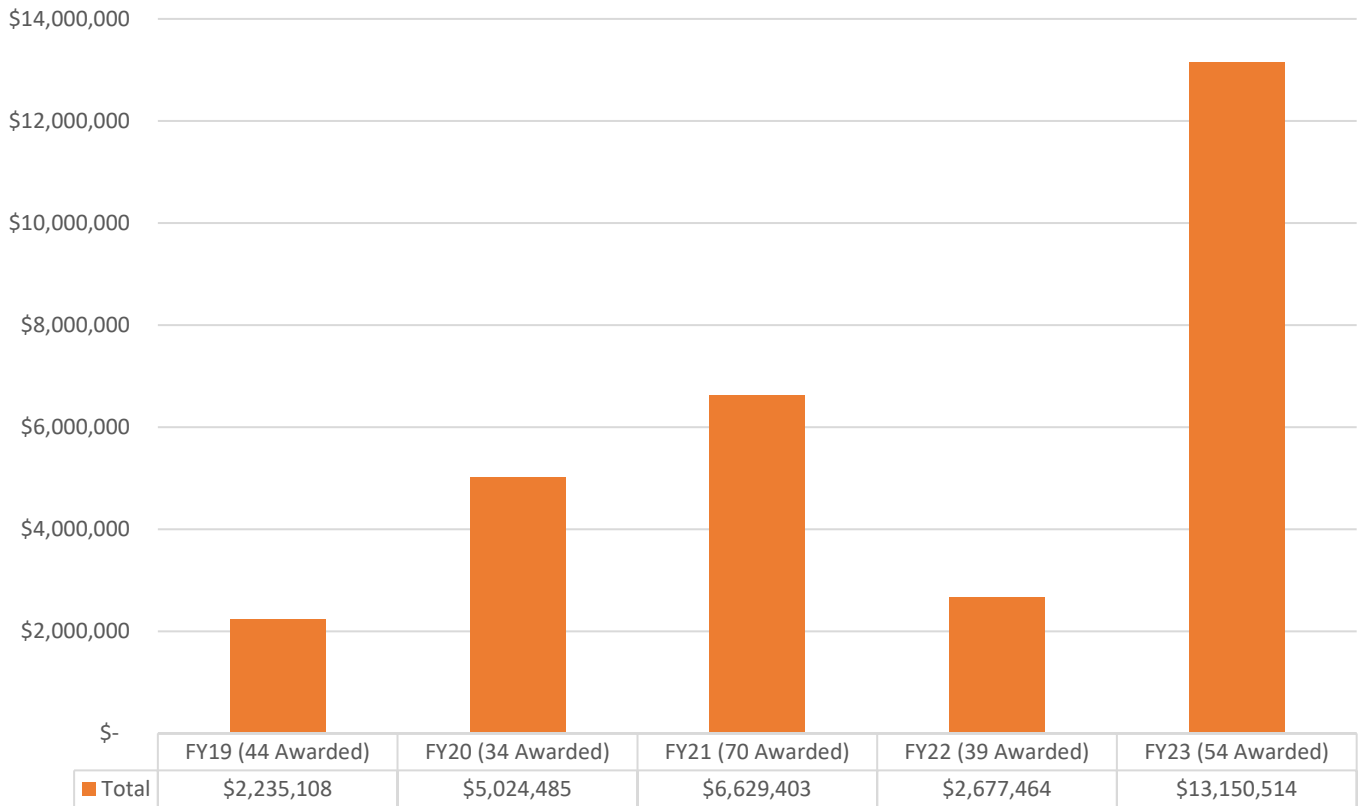
## Table of Contents

<b>Research Proposal Submissions and New Research Awards.....</b>	<b>3</b>
<b>Research Awards by Principal Investigator .....</b>	<b>8</b>
<b>Research Proposal Submissions by Principal Investigator .....</b>	<b>10</b>
<b>Grant and Contract Expenditures .....</b>	<b>18</b>
<b>Top 10 State/Private Research Sponsors .....</b>	<b>21</b>
<b>Top 10 Federal Research Sponsors .....</b>	<b>22</b>
<b>UW System Research and Public Service Award Comparisons .....</b>	<b>24</b>
<b>UW System Instruction Award Comparisons .....</b>	<b>25</b>
<b>IRB and IACUC Activity .....</b>	<b>26</b>

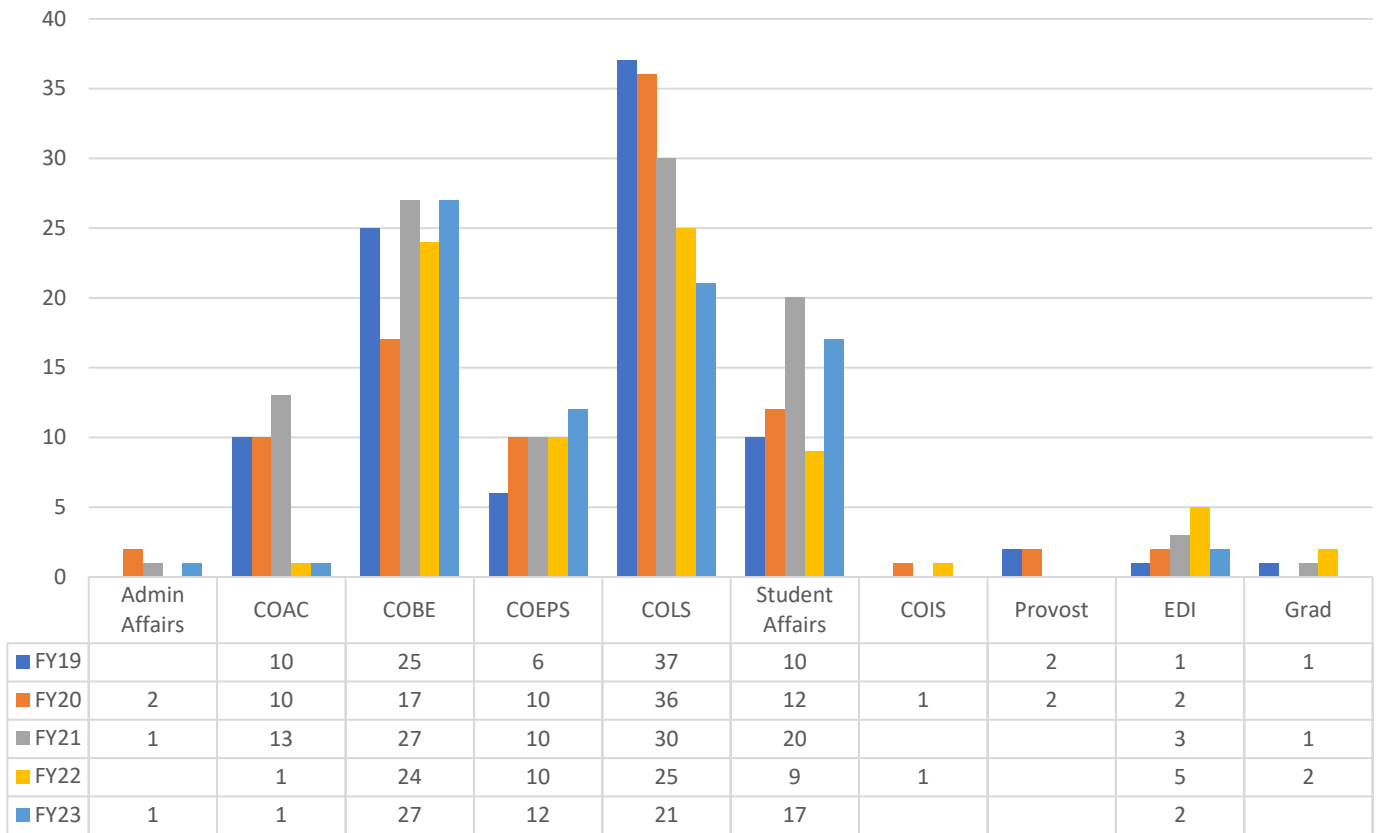
### Dollar Value and Number of Research Proposal Submissions by Fiscal Year



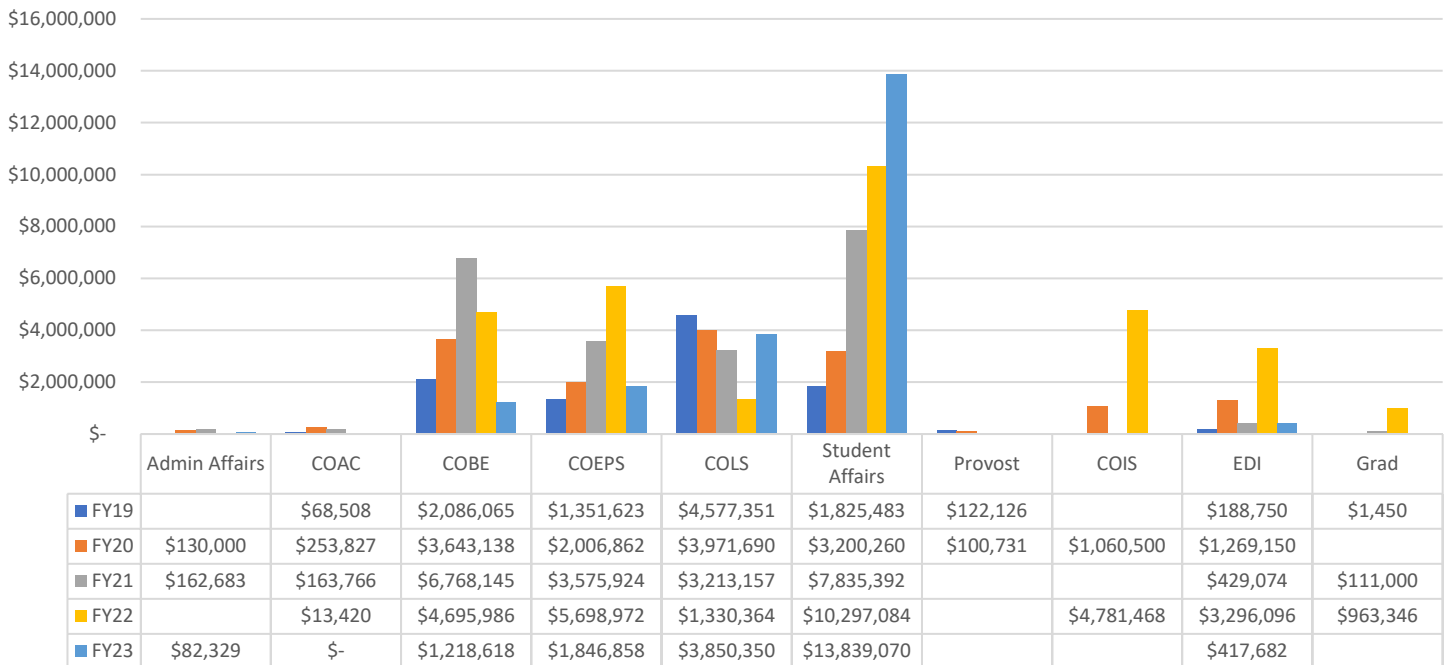
### Dollar Value and Number of Research Awards



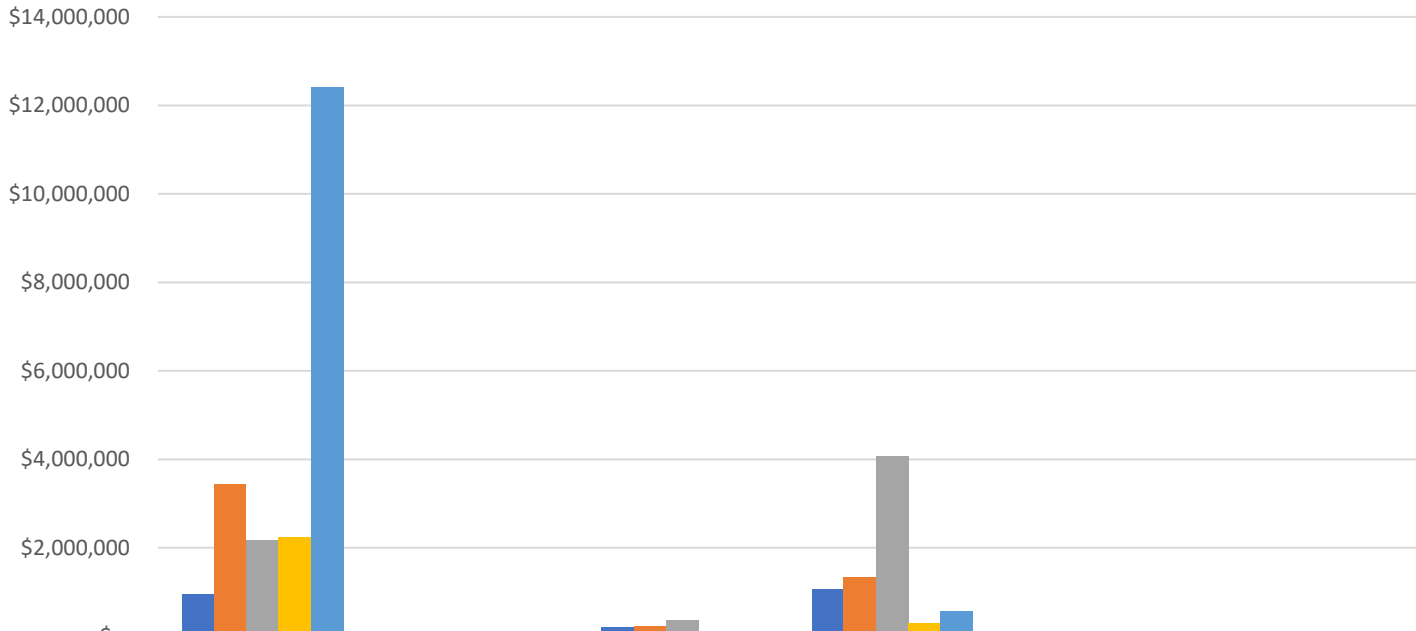
## Number of Proposal Submissions by Division and Fiscal Year



## Dollar Value of Submissions by Division and Year

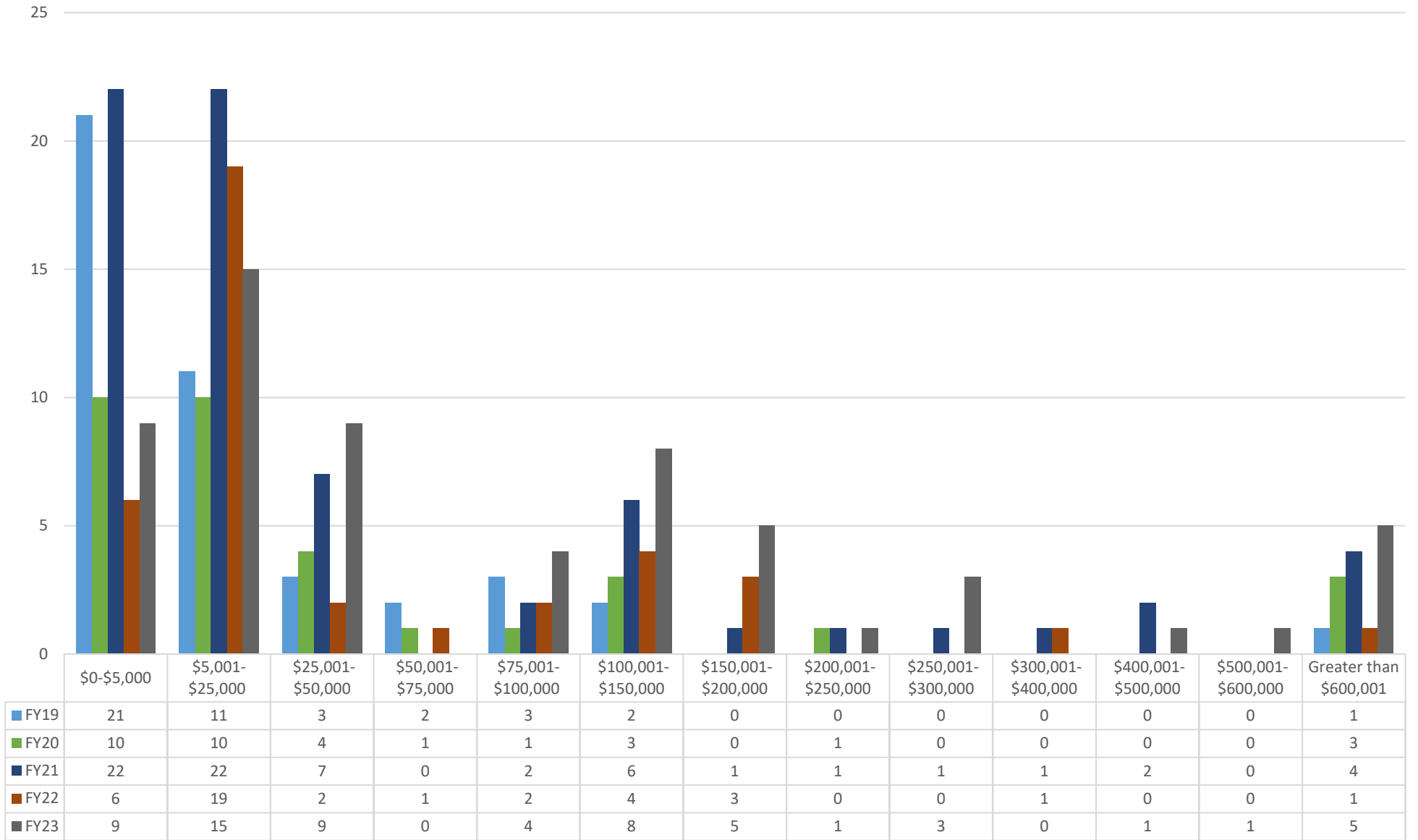


### Research Award Value by Funding Type

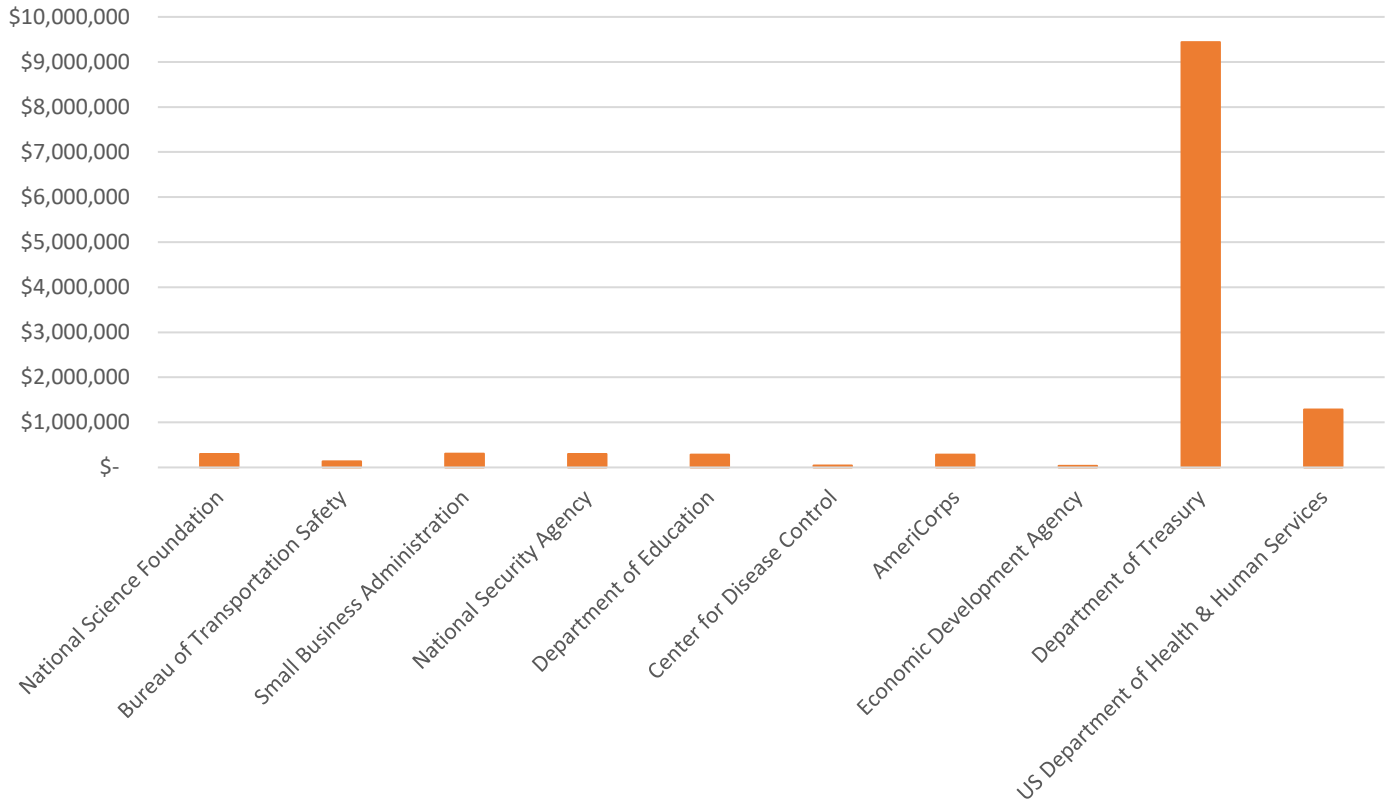


	Federal	Local	Private	State	Foreign	Tribal
■ FY19	\$949,974	\$12,700	\$217,166	\$1,055,268		
■ FY20	\$3,444,945	\$10,415	\$233,290	\$1,335,835		
■ FY21	\$2,174,893	\$4,500	\$368,928	\$4,066,082	\$15,000	
■ FY22	\$2,241,509		\$113,421	\$293,400		\$29,134
■ FY23	\$12,408,728	\$69,000	\$113,590	\$559,196		

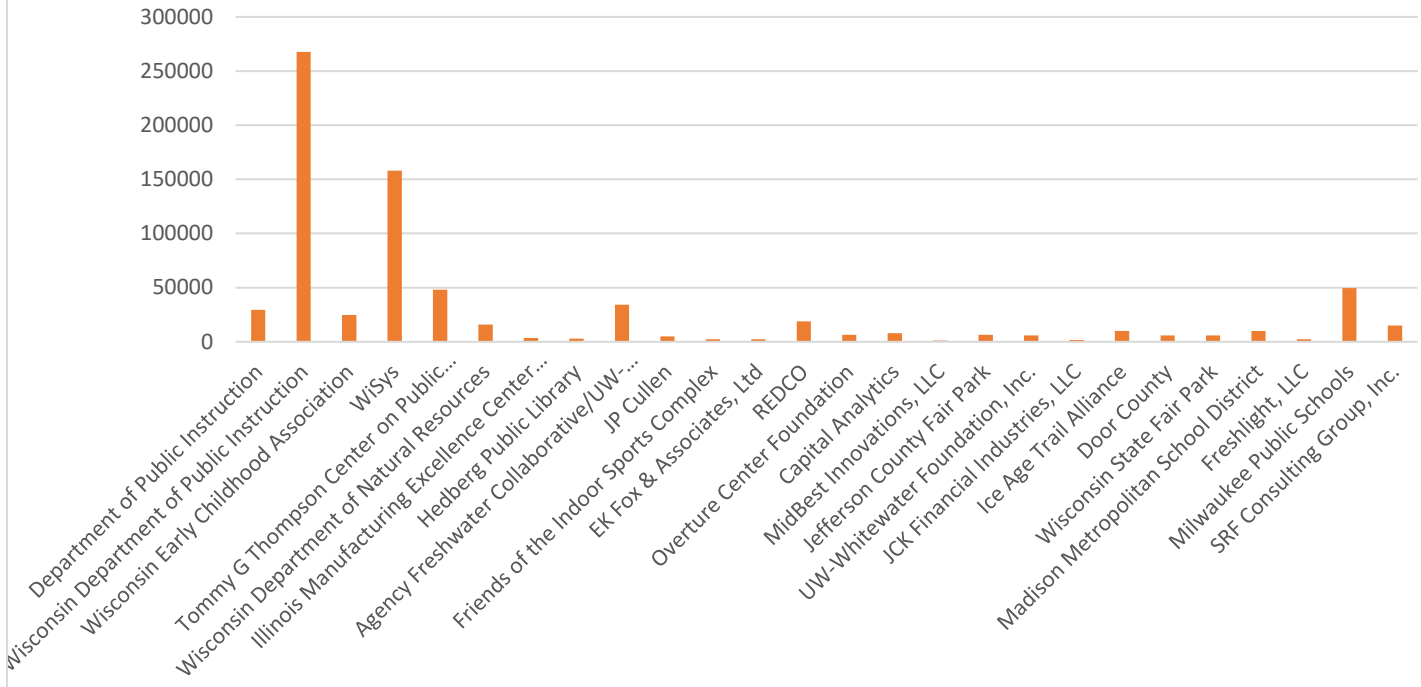
## Number of Awards Broken down by Amount & Fiscal Year



### FY23 Federal Research Awards



### FY23 Non-Federal Awards





AWARDS					
Bettters-Bubon, Jennifer	COEPS	Counselor Education	Department of Public Instruction/Department of Education	Federal	\$135,000
Bettters-Bubon, Jennifer	COEPS	Counselor Education	Department of Public Instruction	State	\$29,476
Brown, Karl	COLS	History	Tommy G Thompson Center on Public Leadership	State	\$43,200
Buchman, Tracy	COBE	Ocup & Envir Safety & Health	Wisconsin Bureau of Transportation Services	Federal	\$133,038
Chisholm, Ron	COBE	Small Business Development Center	Small Business Administration	Federal	\$148,193
Chisholm, Ron	COBE	Small Business Development Center	Small Business Administration	Federal	\$157,545
Choi, Sang	COBE	Ocup & Envir Safety & Health	Center for Disease Control	Federal	\$44,785
Coons, James	COLS	History	Tommy G Thompson Center on Public Leadership	State	\$4,800
Cushing-Leubner, Jenna	COEPS	Curriculum & Instruction	AmeriCorps	Federal	\$286,878
Drechsler, Katherine	COLS	Social Work	Department of Public Instruction/Department of Education	Federal	\$150,000
Emrey, Jolly	COLS	Political Science	Hedberg Public Library	Local	\$3,000
Girard, Steven	COLS	Chemistry	WiSys	State	\$50,000
Hammer, Michael	COEPS	Communication Disorders	WiSys	State	\$50,000
Harrahy, Elisabeth	COLS	Biology	Freshwater Collaborative/UW-Milwaukee	State	\$9,575
Kashian, Russell	COBE	Economics	JP Cullen	Private	\$5,000
Kashian, Russell	COBE	Economics	Friends of the Indoor Sports Complex	Private	\$2,300
Kashian, Russell	COBE	Economics	EK Fox & Associates, Ltd	Private	\$2,300
Kashian, Russell	COBE	Economics	REDCO	Private	\$19,000
Kashian, Russell	COBE	Economics	Overture Center Foundation	Private	\$6,500
Kashian, Russell	COBE	Economics	Freshwater Collaborative/UW-Milwaukee	State	\$24,580
Kashian, Russell	COBE	Economics	Economic Development Agency	Federal	\$34,980

Kashian, Russell	COBE	Economics	Capital Analytics	Private	\$8,000
Kashian, Russell	COBE	Economics	MidBest Innovations, LLC	Private	\$1,200
Kashian, Russell	COBE	Economics	Jefferson County Fair Park	Local	\$6,500
Kashian, Russell	COBE	Economics	UW-Whitewater Foundation, Inc.	Private	\$6,000
Kashian, Russell	COBE	Economics	Illinois Manufacturing Excellence Center (IMEC)	Private	\$3,500
Kashian, Russell	COBE	Economics	JCK Financial Industries, LLC	Private	\$1,600
Kashian, Russell	COBE	Economics	Ice Age Trail Alliance	Private	\$10,000
Kashian, Russell	COBE	Economics	Door County	Private	\$6,000
Kashian, Russell	COBE	Economics	Wisconsin State Fair Park	State	\$6,000
Kashian, Russell	COBE	Economics	Madison Metropolitan School District	Local	\$10,000
Kephart, Wesley	COEPS	Kinesiology	Freshlight, LLC	Private	\$2,440
Lisberg, Anneke	COLS	Biological Sciences	National Science Foundation	Federal	\$81,015
Martin, Gina	COEPS	Counselor Education	WiSys	State	\$48,000
Martin, Gina	COEPS	Counselor Education	WiSys	State	\$10,000
Reuter, Debra	Student Affairs	Center for Students with Disabilities	Milwaukee Public Schools	Local	\$49,500
Roseland, Denise	COEPS	Curriculum & Instruction	National Science Foundation	Federal	\$169,473
Sankaranarayanan, Balaji	COBE	IT Supply Chain Management	National Science Foundation	Federal	\$47,951
Smith, Jessica	Student Affairs	CITEE	Wisconsin Department of Health Services/Department of Treasury	Federal	\$5,000,000
Smith, Jessica	Student Affairs	CITEE	Wisconsin Department of Health Services/Department of Treasury	Federal	\$230,000
Smith, Jessica	Student Affairs	CITEE	Wisconsin Department of Health Services/Department of Treasury	Federal	\$620,000
Smith, Jessica	Student Affairs	CITEE	Wisconsin Department of Health Services/SAMHSA	Federal	\$192,768
Smith, Jessica	Student Affairs	CITEE	Wisconsin Department of Health Services/SAMHSA	Federal	\$813,334

Smith, Jessica	Student Affairs	CITEE	Wisconsin Department of Health Services/Department of Treasury	Federal	\$500,000
Smith, Jessica	Student Affairs	CITEE	Wisconsin Department of Health Services/US Department of Health & Human Services	Federal	\$277,926
Smith, Jessica	Student Affairs	CITEE	Department of Health Services/Department of Treasury	Federal	\$2,000,000
Smith, Jessica	Student Affairs	CITEE	Wisconsin Department of Health Services/Department of Treasury	Federal	\$86,914
Smith, Jessica	Student Affairs	CITEE	Wisconsin Department of Health Services/Department of Treasury	Federal	\$1,000,000
Splinter, Dale	COLS	Geography, Geology & Env Sci	Wisconsin Department of Natural Resources	State	\$15,885
Tillett, Anne	COEPS	Special Education	Wisconsin Early Childhood Association	Private	\$24,750
Warren, Pamela	EDI	Student Diversity, Engagement & Success	National Security Agency	Federal	\$150,002
Warren, Pamela	EDI	Student Diversity, Engagement & Success	Wisconsin Department of Public Instruction	State	\$267,680
Warren, Pamela	EDI	Student Diversity, Engagement & Success	National Security Agency	Federal	\$148,926
Winden, Matthew	COBE	Economics	SRF Consulting Group, Inc.	Private	\$15,000

SUBMISSIONS					
PI	Unit	Department	Sponsor	Funding Level	Proposed Amount
Benjamin, Robert	COLS	Physics	NASA	Federal	\$87,598
Bettters-Bubon, Jennifer	COEPS	Counselor Education	Department of Public Instruction/Department of Education	Federal	\$135,000
Bettters-Bubon, Jennifer	COEPS	Counselor Education	Department of Public Instruction	State	\$29,476
Bhattacharyya, Prajukti	COLS	Geography, Geology & Env Sci	NOAA: Wisconsin Sea Grant Omnibus Competition	Federal	\$260,006
Boostrom, Rob	COBE	Marketing	SHOPPABLE	Local	\$4,000

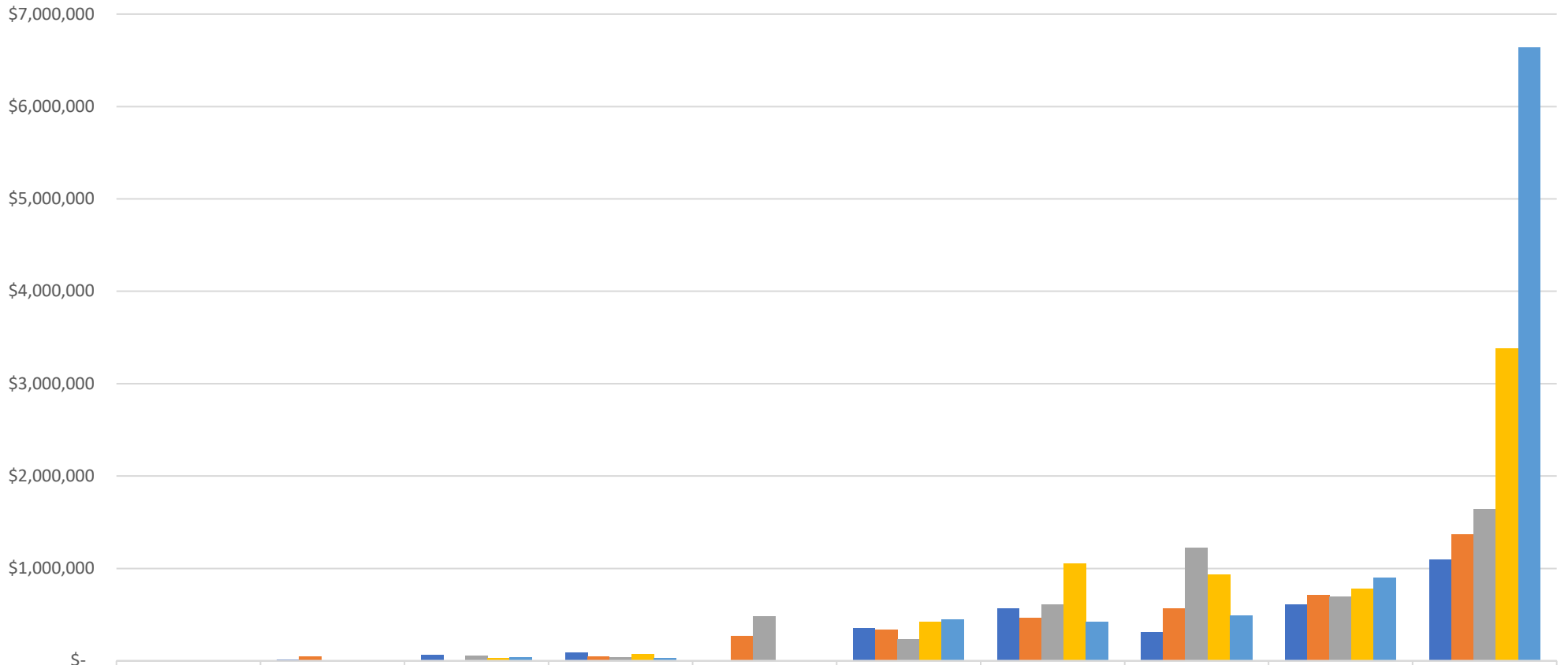
Brown, Karl	COLS	History	Tommy G Thompson Center on Public Leadership	State	\$43,200
Buchman, Tracy	COBE	Ocup & Envir Safety & Health	Wisconsin Bureau of Transportation Services	Federal	\$133,038
Burt, Jason	ADMIN	Police Department	Department of Justice	Federal	\$82,329
Chisholm, Ron	COBE	Small Business Development Center	Small Business Administration	Federal	\$148,193
Chisholm, Ron	COBE	Small Business Development Center	Small Business Administration	Federal	\$157,545
Choi, Sang	COBE	Ocup & Envir Safety & Health	Center for Disease Control	Federal	\$44,785
Coons, James	COLS	History	Tommy G Thompson Center on Public Leadership	State	\$4,800
Curran, Kristen	COLS	Biology	National Science Foundation	Federal	\$692,479
Cushing-Leubner, Jenna	COEPS	Curriculum & Instruction	AmeriCorps	Federal	\$149,921
Cushing-Leubner, Jenna	COEPS	Curriculum & Instruction	American Educational Research Association	Local	\$35,000
Cushing-Leubner, Jenna	COEPS	Curriculum & Instruction	AmeriCorps	Federal	\$286,878
Dimmig, Ashley	COAC	Art and Design	Institute of Museum and Library Services	Federal	\$0
Drechsler, Katherine	COLS	Social Work	Department of Public Instruction/Department of Education	Federal	\$150,001
Drechsler, Katherine	COLS	Social Work	Department of Public Instruction/Department of Education	Federal	\$149,997
Emrey, Jolly	COLS	Political Science	Hedberg Public Library	Local	\$3,000
Sankaranarayanan, Balaji	COBE	IT Supply Chain Management	National Science Foundation	Federal	\$47,951
Girard, Steven	COLS	Chemistry	WiSys	State	\$50,000
Hammer, Michael	COEPS	Communication Disorders	WiSys	State	\$50,000
Harrahy, Elisabeth	COLS	Biology	Freshwater Collaborative/UW-Milwaukee	State	\$9,575
Jha, Aruna	COLS	Social Work	National Institutes of Health	Federal	\$159,081
Jha, Aruna	COLS	Social Work	American Foundation for Suicide Prevention	Private	\$50,877
Kashian, Russell	COBE	Economics	JP Cullen	Private	\$5,000
Kashian, Russell	COBE	Economics	Friends of the Indoor Sports Complex	Private	\$2,300

Kashian, Russell	COBE	Economics	EK Fox & Associates, Ltd	Private	\$2,300
Kashian, Russell	COBE	Economics	REDCO	Private	\$19,000
Kashian, Russell	COBE	Economics	Overture Center Foundation	Private	\$6,500
Kashian, Russell	COBE	Economics	Freshwater Collaborative/UW-Milwaukee	State	\$24,580
Kashian, Russell	COBE	Economics	Economic Development Agency	Federal	\$34,980
Kashian, Russell	COBE	Economics	Capital Analytics	Private	\$8,000
Kashian, Russell	COBE	Economics	MidBest Innovations, LLC	Private	\$1,200
Kashian, Russell	COBE	Economics	Jefferson County Fair Park	Local	\$6,500
Kashian, Russell	COBE	Economics	UW-Whitewater Foundation, Inc.	Private	\$6,000
Kashian, Russell	COBE	Economics	Illinois Manufacturing Excellence Center (IMEC)	Private	\$3,500
Kashian, Russell	COBE	Economics	JCK Financial Industries, LLC	Private	\$1,600
Kashian, Russell	COBE	Economics	Ice Age Trail Alliance	Private	\$10,000
Kashian, Russell	COBE	Economics	Door County	Private	\$6,000
Kashian, Russell	COBE	Economics	Wisconsin State Fair Park	State	\$6,000
Kashian, Russell	COBE	Economics	Madison Metropolitan School District	Local	\$10,000
Kephart, Wesley	COEPS	Kinesiology	Freshlight, LLC	Private	\$2,440
Kumpaty, Hephzibah	COLS	Chemistry	National Science Foundation	Federal	\$999,997
Luedke, Courtney	COEPS	Curriculum & Instruction	Spencer Foundation	Private	\$497,393
Martin, Gina	COEPS	Counselor Education	WiSys	State	\$48,000
Martin, Gina	COEPS	Counselor Education	WiSys	State	\$10,000
Neddenriep, Christine	COLS	Psychology	Department of Public Instruction/Department of Education	Federal	\$119,006
Neddenriep, Christine	COLS	Psychology	Department of Public Instruction/Department of Education	Federal	\$119,008
Nylen, Paul	COBE	Accounting	WiSys	State	\$48,845
Nylen, Paul	COBE	Accounting	Freshwater Collaborative/UW-Milwaukee	State	\$449,000
Reuter, Debra	Student Affairs	Center for Students with Disabilities	Milwaukee Public Schools	Local	\$49,500

Rowe, Jeannine	COLS	Social Work	A2 Collective	Private	\$286,074
Rowe, Jeannine	COLS	Social Work	Consumer Technology Association	Private	\$34,992
Rowe, Jeannine	COLS	Social Work	National Institutes of Health	Federal	\$208,052
Rowe, Jeannine	COLS	Social Work	Wisconsin Department of Health Services/ARPA	Federal	\$378,322
Smith, Jessica	Student Affairs	CITEE	Department of Health Services/US Department of Health & Human Services	Federal	\$150,023
Smith, Jessica	Student Affairs	CITEE	Wisconsin Department of Health Services/Department of Treasury	Federal	\$1,000,000
Smith, Jessica	Student Affairs	CITEE	Wisconsin Department of Health Services/Department of Treasury	Federal	\$5,000,000
Smith, Jessica	Student Affairs	CITEE	Wisconsin Department of Health Services/Department of Treasury	Federal	\$620,000
Smith, Jessica	Student Affairs	CITEE	Department of Health Services/Department of Treasury	Federal	\$2,000,000
Smith, Jessica	Student Affairs	CITEE	Wisconsin Department of Health Services/SAMHSA	Federal	\$86,000
Smith, Jessica	Student Affairs	CITEE	Department of Health & Human Services	Federal	\$250,000
Smith, Jessica	Student Affairs	CITEE	Wisconsin Department of Health Services/SAMHSA	Federal	\$192,768
Smith, Jessica	Student Affairs	CITEE	Wisconsin Department of Health Services/SAMHSA	Federal	\$813,334
Smith, Jessica	Student Affairs	CITEE	Wisconsin Department of Health Services/SAMHSA	Federal	\$522,478
Smith, Jessica	Student Affairs	CITEE	Wisconsin Department of Health Services/Department of Treasury	Federal	\$500,000
Smith, Jessica	Student Affairs	CITEE	Wisconsin Department of Health	Federal	\$86,914

			Services/Department of Treasury		
Smith, Jessica	Student Affairs	CITEE	Wisconsin Department of Health Services/Department of Treasury	Federal	\$230,000
Smith, Jessica	Student Affairs	CITEE	Wisconsin Department of Health Services/US Department of Health & Human Services	Federal	\$279,206
Smith, Jessica	Student Affairs	CITEE	Wisconsin Department of Workforce Development	State	\$558,847
Smith, Jessica	Student Affairs	CITEE	American Student Assistance	Private	\$1,500,000
Splinter, Dale	COLS	Geography, Geology & Env Sci	Wisconsin Department of Natural Resources	State	\$15,885
Tillett, Anne	COEPS	Special Education	Wisconsin Early Childhood Association	Private	\$24,750
Vakilzadeh, Hamid	COBE	Accounting	National Association of State Boards of Accountancy (NASBA)	Private	\$16,801
Wagner, F. Peter	COLS	Politics, Government & Law	Charles Koch Foundation	Private	\$28,400
Warren, Pamela	EDI	Student Diversity, Engagement & Success	National Security Agency	Federal	\$150,002
Warren, Pamela	EDI	Student Diversity, Engagement & Success	Wisconsin Department of Public Instruction	State	\$267,680
Wilt, Courtney	COEPS	Special Education	Department of Education	Federal	\$578,000
Windens, Matthew	COBE	Economics	SRF Consulting Group, Inc.	Private	\$15,000

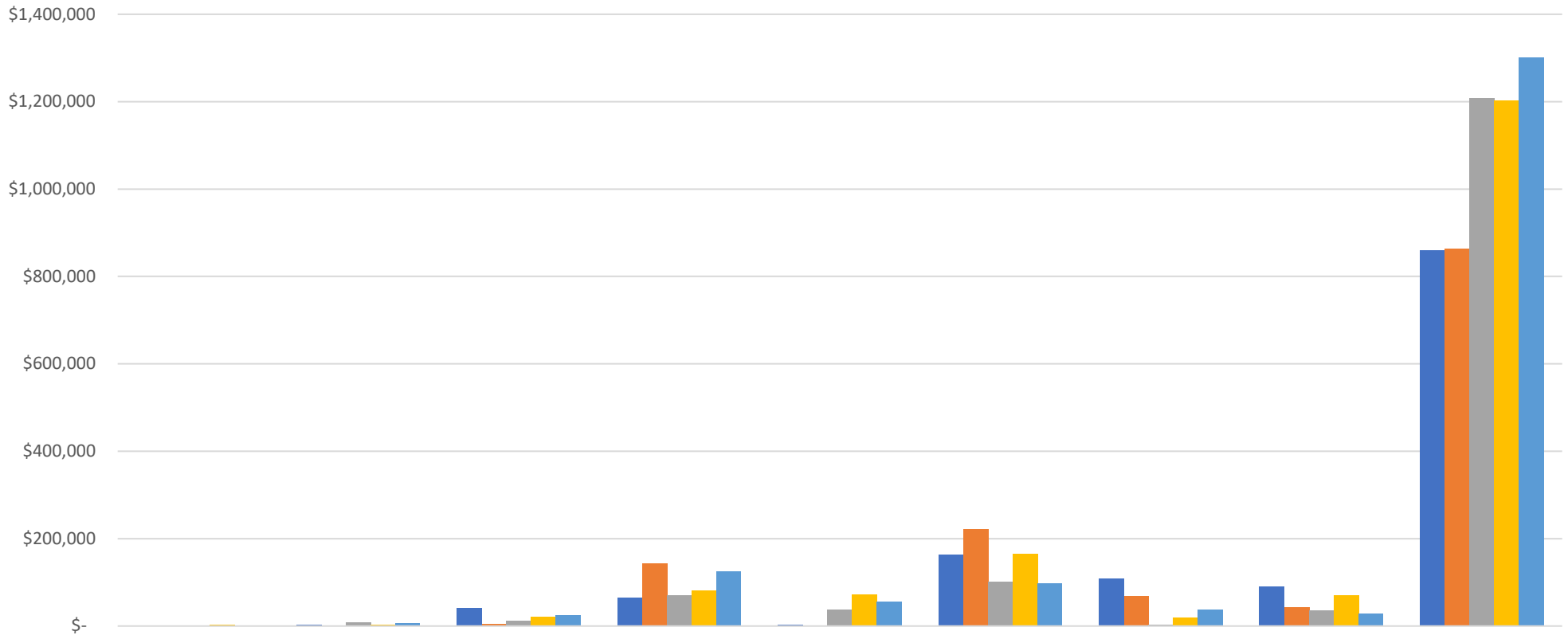
## Total Research Expenditures by Division



	Administrative Affairs	Academic Affairs	College of Arts & Communication	Graduate Studies & Continuing Education	College of Integrated Studies	College of Letters & Science	College of Education & Professional Studies	College of Business & Economics	Equity, Diversity & Inclusion	Student Affairs
■ 2019	\$3,898	\$10,128	\$59,843	\$90,349		\$356,745	\$568,762	\$310,882	\$612,493	\$1,096,388
■ 2020	\$702	\$50,573	\$5,198	\$43,752	\$270,872	\$334,883	\$461,843	\$567,295	\$712,619	\$1,367,777
■ 2021	\$7,506	\$550	\$52,911	\$35,605	\$477,275	\$233,211	\$609,446	\$1,223,256	\$697,821	\$1,643,121
■ 2022	\$2,179	\$3,299	\$32,947	\$70,388	\$8,731	\$427,525	\$1,053,552	\$931,635	\$777,528	\$3,380,942
■ 2023	\$6,028		\$36,782	\$28,314		\$445,716	\$417,399	\$485,552	\$904,508	\$6,638,547

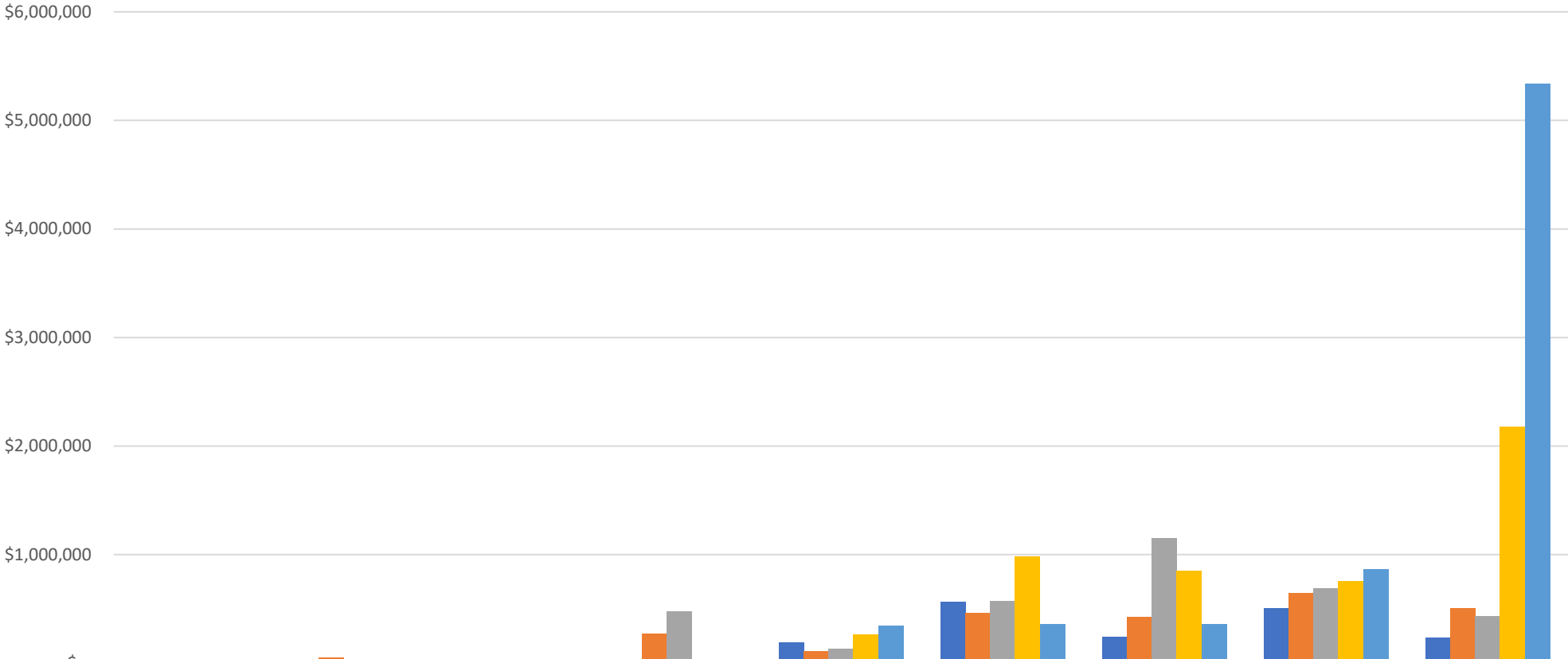


### Total Non-Federal Research Expenditures by Division



	Academic Affairs	Administrative Affairs	College of Arts & Communication	College of Business & Economics	College of Education & Professional Studies	College of Letters & Science	Equity, Diversity & Inclusion	Graduate Studies & Continuing Education	Student Affairs
■ 2019		\$2,898	\$41,273	\$64,451	\$2,130	\$162,401	\$108,015	\$90,349	\$859,568
■ 2020		\$702	\$4,049	\$142,910	\$(10)	\$222,061	\$67,238	\$43,752	\$862,639
■ 2021		\$7,506	\$11,898	\$70,123	\$37,339	\$99,951	\$3,152	\$35,605	\$1,207,065
■ 2022	\$3,299	\$2,179	\$20,146	\$81,315	\$72,246	\$165,551	\$19,760	\$70,388	\$1,202,698
■ 2023		\$6,028	\$24,902	\$123,969	\$54,414	\$97,765	\$37,570	\$28,314	\$1,300,374

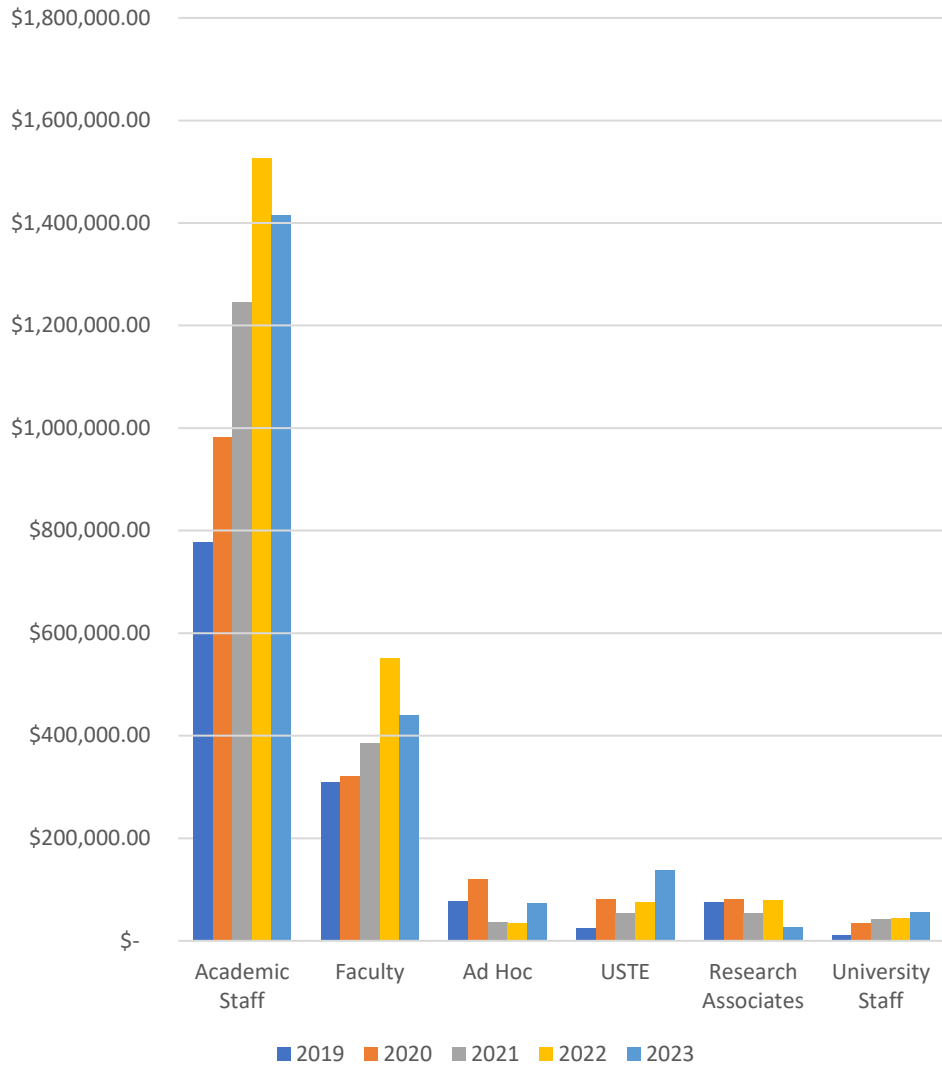
### Total Federal Research Expenditures by Division



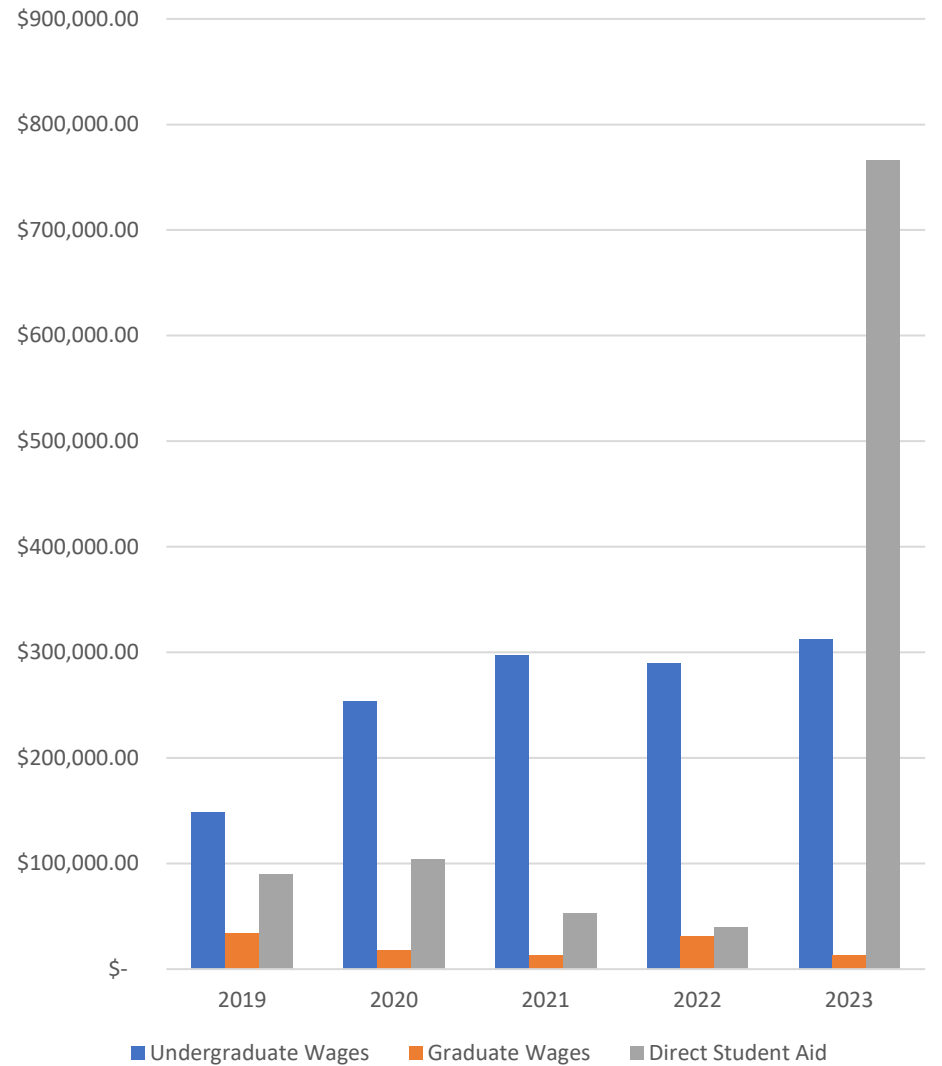
	Administrative Affairs	Academic Affairs	College of Arts & Communication	College of Integrated Studies	College of Letters & Science	College of Education & Professional Studies	College of Business & Economics	Equity, Diversity & Inclusion	Student Affairs
■ 2019	\$1,000	\$10,128	\$18,570		\$194,344	\$566,632	\$246,432	\$504,478	\$236,821
■ 2020		\$50,573	\$1,149	\$270,872	\$112,822	\$461,853	\$424,385	\$645,381	\$505,138
■ 2021		\$550	\$41,013	\$477,275	\$133,259	\$572,106	\$1,153,133	\$694,669	\$436,056
■ 2022			\$12,801	\$8,731	\$261,974	\$981,307	\$850,320	\$757,768	\$2,178,243
■ 2023			\$11,879		\$347,951	\$362,985	\$361,583	\$866,938	\$5,338,173

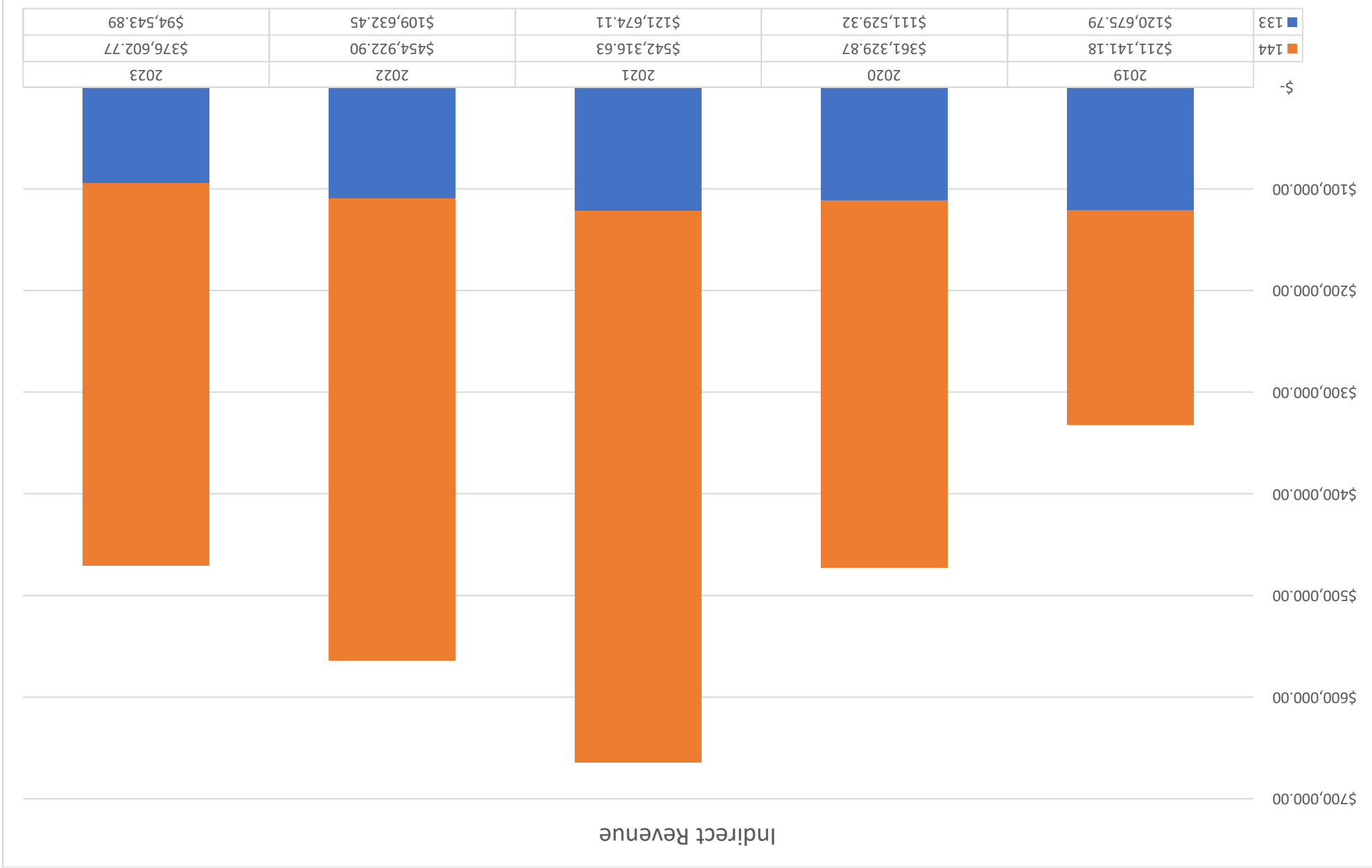


### Faculty & Staff Payroll Expenditures



### Student Support Expenditures

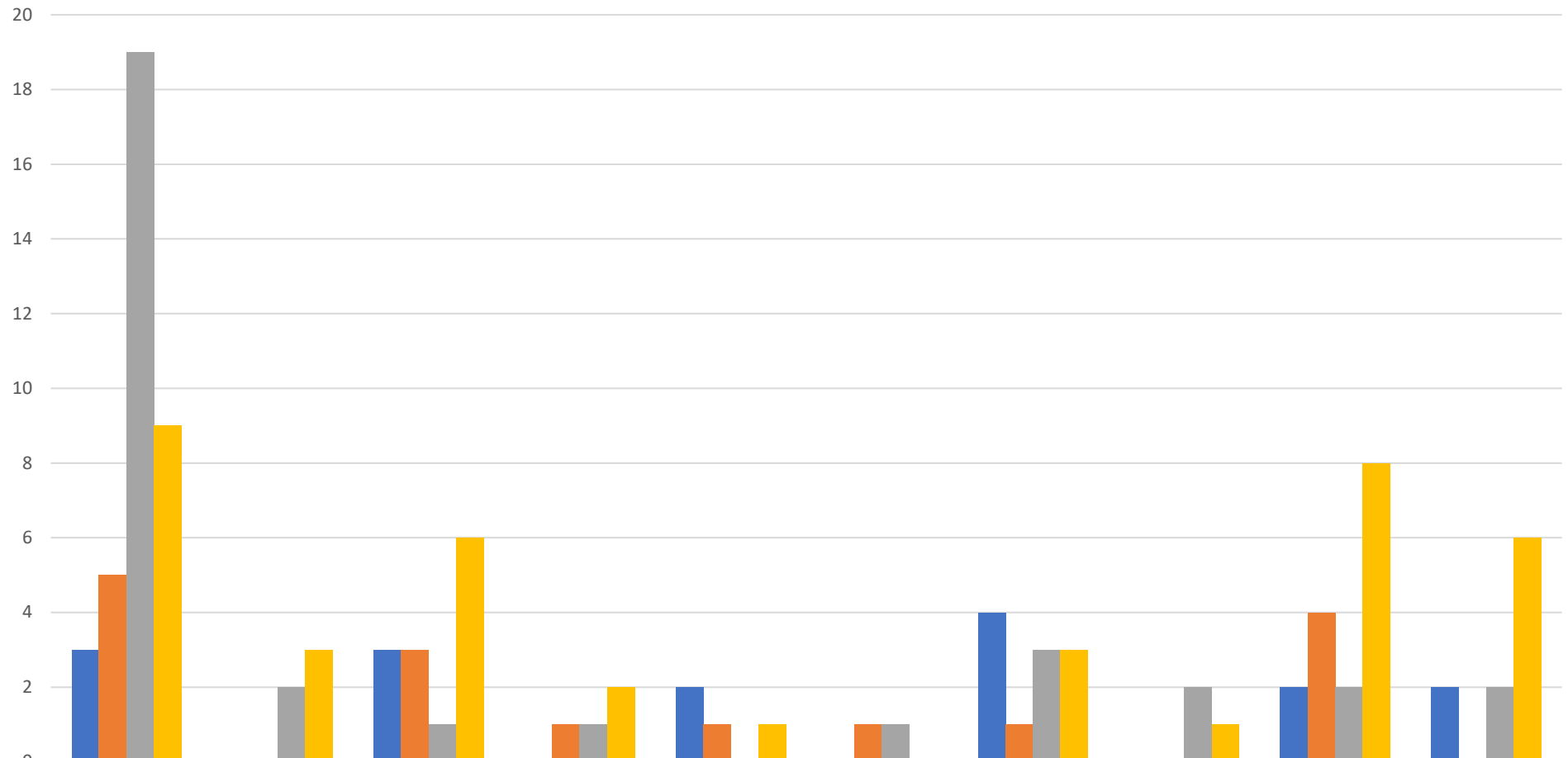




<b>TOP TEN 133 EXPENDITURES-STATE/PRIVATE FUNDING</b>	<b>FY19</b>	<b>FY20</b>	<b>FY21</b>	<b>FY22</b>	<b>FY23</b>
WI DWD Total	\$767,783.80	\$678,095.90	\$750,511.94	\$605,633.91	\$595,966.24
WI DHS Total	\$92,546.94	\$152,090.30	\$448,088.63	\$444,226.35	\$366,772.75
Department of Children and Families		\$14,174.97		\$131,973.24	\$335,786.42
Dystonia Medical Research Foundation				\$46,975.37	\$33,976.82
Variety The Children's Charity		\$23,711.07		\$19,960.83	\$28,313.61
WI DPI Total	\$77,401.52	\$46,201.53	\$23,713.16		\$25,252.16
ASIANetwork					\$24,900.00
Mellon Foundation					\$21,391.49
Department of Natural Resources	\$12,268.11	\$18,511.50	\$13,616.25		\$19,284.51
Wisconsin Economic Development Corporation					\$18,236.08
Lumina Foundation			\$30,363.11	\$50,426.94	
Bader Philanthropies	\$33,656.60	\$98,044.22	\$23,313.62	\$37,734.36	
Whiting Foundation				\$32,241.63	
Special Olympics of Wisconsin				\$26,349.18	
Great Lakes Higher Education Total	\$131,391.59	\$49,671.05	\$39,956.29		
State of New Jersey			\$34,688.53		
MAP Fund			\$12,500.00		
Urban League of Greater Madison			\$9,980.37		
Wisconsin BLN		\$59,443.51			
Fund for Wisconsin Scholars		\$10,703.35			
USASBE Total	\$34,344.37				
Institute of International Education	\$30,709.63				
National Association of System Heads	\$19,652.38				
The Nature Conservancy	\$12,459.62				
The Water Council	\$11,987.05				
	\$1,224,201.61	\$1,150,647.40	\$1,386,731.90	\$1,395,521.81	\$1,469,880.08

<b>TOP TEN 144 EXPENDITURES-FEDERAL FUNDING</b>	<b>FY19</b>	<b>FY20</b>	<b>FY21</b>	<b>FY22</b>	<b>FY23</b>
Treasury Department					\$4,021,949.67
US Dept of Ed Total	\$588,737.79	\$921,569.54	\$1,256,240.92	\$1,216,576.17	\$1,346,818.69
SAMSHA		\$249,605.14	\$252,361.68	\$1,949,125.21	\$710,022.17
Dept of Health & Human Services Total	\$591,016.63	\$591,996.24	\$557,892.80	\$674,954.37	\$366,243.07
NSF Total	\$37,043.12	\$85,587.91	\$37,994.84		\$195,940.89
Department of Labor		\$102,490.65		\$333,951.29	\$136,380.45
SBA Total	\$144,209.08	\$136,607.94	\$197,465.56	\$124,962.56	\$133,160.45
Corporation for National and Community Service	\$119,662.47	\$83,545.09	\$85,587.43	\$105,801.17	\$105,011.36
Dept of Transportation Total	\$63,978.30	\$89,938.75	\$70,150.46	\$73,094.31	\$70,377.60
Department of Defense		\$86,338.98	\$377,190.04	\$280,293.39	\$62,238.98
DHHS, National Institute of Health Total				\$101,922.97	
Center for Disease Control				\$44,574.02	
NASA Total	\$140,261.45	\$37,958.69	\$83,028.20		
National Oceanic & Atmospheric Adm	\$34,396.96				
USDA Total	\$18,593.90				
	\$1,737,899.70	\$2,385,638.93	\$2,917,911.93	\$4,905,255.46	\$7,148,143.33

## Sabbatical Awards



	2019		2020		2021		2022		2023	
COAC	3		3		2		4		2	2
COBE	5		3	1	1	1	1		4	
COEPS	19	2	1	1		1	3	2	2	2
COLS	9	3	6	2	1		3	1	8	6



UNIVERSITY OF WISCONSIN SYSTEM  
GIFTS, GRANTS AND CONTRACTS AWARDED  
FISCAL YEAR 2022-2023

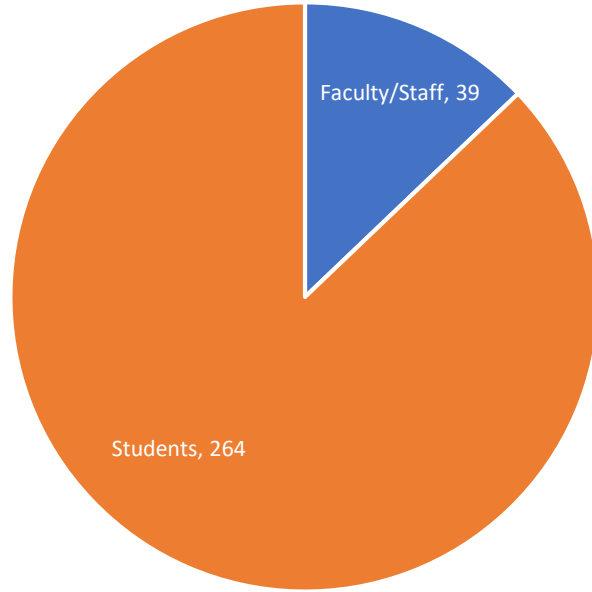
<b>RESEARCH &amp; PUBLIC SERVICE</b>									
Institution	Total Fiscal Year to Date			Federal Fiscal Year to Date			Non-Federal Fiscal Year to Date		
	2022-23	2021-22	Increase (Decrease)	2022-23	2021-22	Increase (Decrease)	2022-23	2021-22	Increase (Decrease)
<b>Total</b>	<b>1,749,039,716</b>	<b>1,497,193,774</b>	<b>251,845,942</b>	<b>1,150,015,126</b>	<b>922,959,084</b>	<b>227,056,042</b>	<b>599,024,591</b>	<b>574,234,690</b>	<b>24,789,901</b>
Madison	1,618,467,469	1,392,491,295	225,976,174	1,049,911,057	843,896,299	206,014,758	568,556,412	548,594,996	19,961,416
Milwaukee	48,595,588	46,414,566	2,181,022	34,923,415	36,787,759	(1,864,344)	13,672,173	9,626,807	4,045,366
Eau Claire	3,059,524	1,143,271	1,916,253	2,114,138	1,124,129	990,009	945,386	19,142	926,244
Green Bay	6,174,899	4,979,518	1,195,380	4,128,033	3,048,112	1,079,921	2,046,866	1,931,407	115,459
La Crosse	1,184,828	2,041,696	(856,868)	597,578	812,946	(215,368)	587,249	1,228,749	(641,500)
Oshkosh	5,420,240	2,328,437	3,091,803	3,684,515	1,473,017	2,211,498	1,735,725	855,420	880,305
Parkside	458,268	122,048	336,220	434,595	4,500	430,095	23,673	117,548	(93,875)
Platteville	2,782,722	3,151,735	(369,014)	2,310,987	1,485,132	825,855	471,735	1,666,603	(1,194,869)
River Falls	2,495,064	1,597,508	897,556	1,879,169	1,130,612	748,557	615,895	466,896	148,999
Stevens Point	14,938,935	5,682,692	9,256,243	11,802,675	2,328,673	9,474,002	3,136,260	3,354,019	(217,759)
Stout	2,107,135	2,251,280	(144,145)	1,262,034	1,298,201	(36,167)	845,101	953,079	(107,978)
Superior	15,925,011	1,551,873	14,373,137	15,354,270	1,273,931	14,080,339	570,740	277,942	292,799
Whitewater	9,268,821	4,137,802	5,131,018	7,737,878	3,031,586	4,706,292	1,530,942	1,106,216	424,726
System Administration	18,161,214	29,300,053	(11,138,839)	13,874,781	25,264,187	(11,389,406)	4,286,433	4,035,866	250,567

UNIVERSITY OF WISCONSIN SYSTEM  
GIFTS, GRANTS AND CONTRACTS AWARDED  
FISCAL YEAR 2022-2023

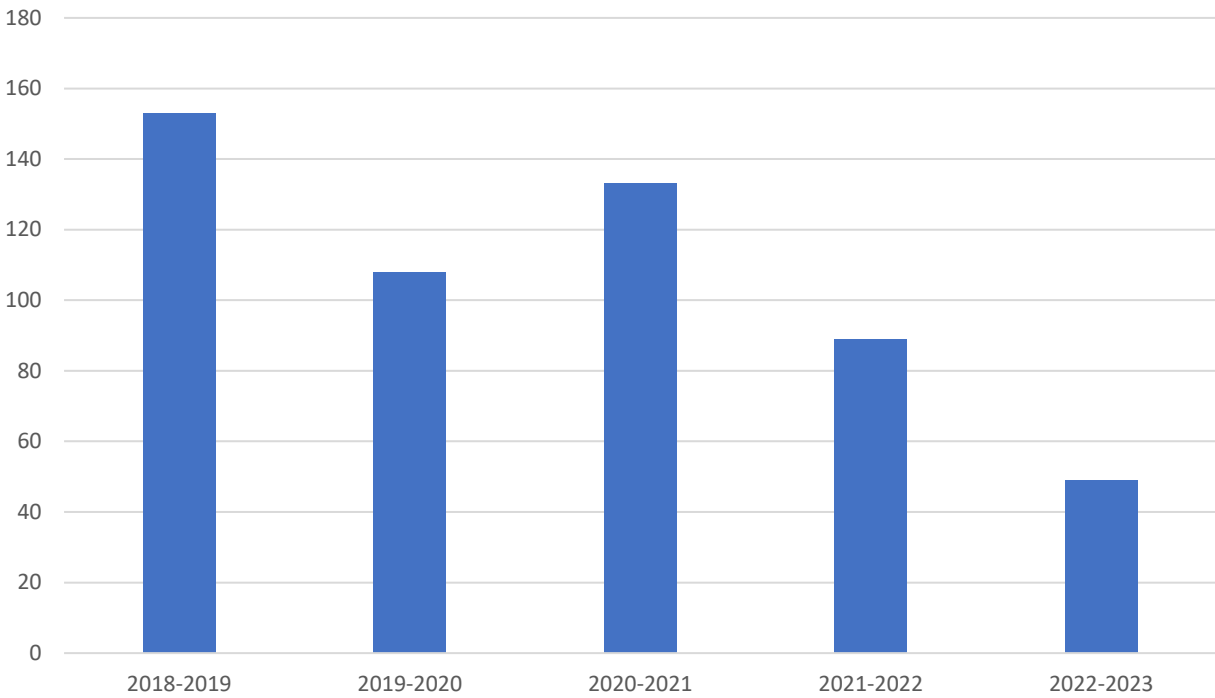
Institution	INSTRUCTION								
	Total Fiscal Year to Date			Federal Fiscal Year to Date			Non-Federal Fiscal Year to Date		
	2022-23	2021-22	Increase (Decrease)	2022-23	2021-22	Increase (Decrease)	2022-23	2021-22	Increase (Decrease)
<b>Total</b>	<b>101,107,910</b>	<b>94,422,218</b>	<b>6,685,692</b>	<b>60,398,301</b>	<b>60,430,744</b>	<b>(32,442)</b>	<b>40,709,609</b>	<b>33,991,475</b>	<b>6,718,134</b>
Madison	58,931,479	42,298,895	16,632,584	34,513,371	22,990,579	11,522,791	24,418,108	19,308,316	5,109,793
Milwaukee	15,522,038	14,294,141	1,227,897	4,767,598	2,737,392	2,030,205	10,754,440	11,556,748	(802,308)
Eau Claire	4,185,528	2,018,013	2,167,515	1,103,212	2,015,813	(912,601)	3,082,316	2,200	3,080,116
Green Bay	1,675,074	2,126,115	(451,041)	473,352	710,105	(236,753)	1,201,722	1,416,010	(214,288)
La Crosse	438,719	776,255	(337,536)	425,940	336,769	89,171	12,779	439,486	(426,707)
Oshkosh	18,079,408	6,569,136	11,510,272	18,075,008	6,569,136	11,505,872	4,400	-	4,400
Parkside	1,266,662	103,915	1,162,747	924,237	-	924,237	342,425	103,915	238,510
Platteville	133,389	63,383	70,006	-	-	-	133,389	63,383	70,006
River Falls	68,429	4,124	64,305	-	-	-	68,429	4,124	64,305
Stevens Point	371,323	896,988	(525,665)	26,360	-	26,360	344,963	896,988	(552,025)
Stout	294,946	237,931	57,015	64,474	70,949	(6,475)	230,472	166,982	63,490
Superior	15,704	8,868	6,837	-	-	-	15,704	8,868	6,837
Whitewater	125,211	24,455	100,755	24,750	-	24,750	100,461	24,455	76,005
System Administration	-	25,000,000	(25,000,000)	-	25,000,000	(25,000,000)	-	-	-

# IRB and IACUC Activity FY 23

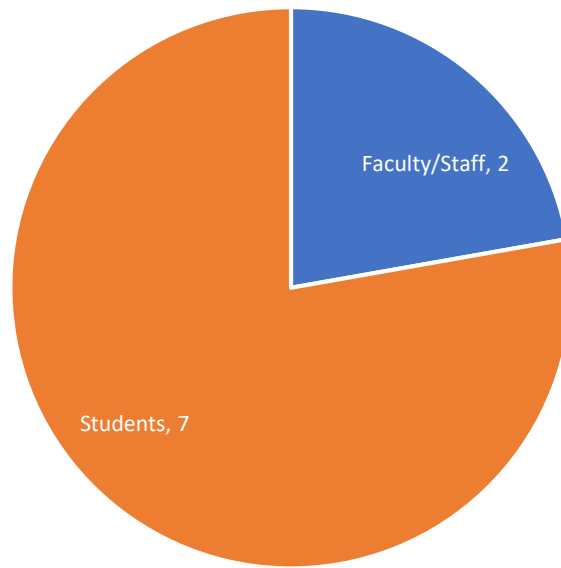
## New Human Research Certifications FY 23



## New IRB Protocols



### New Animal Research Certifications FY 22



### Active IACUC Protocols (#)

