

OFFICE OF RESEARCH AND SPONSORED PROGRAMS ANNUAL REPORT



2020-21

Office of Research and Sponsored Programs
Annual Report for FY 2021

Office of Research and Sponsored Programs (ORSP) at the University of Wisconsin-Whitewater is pleased to present the Annual Report of research and sponsored programs activity for FY21. The Annual Report for FY21 reflects university-wide activity in terms of proposals submitted and awards received from external sponsors with comparison data from the previous four years and comparative data among the University of Wisconsin System research and comprehensive universities. The Report also provides grant and contract expenditure data by division and source of support.

Internal university sponsored research award data are included in this report as well. Data from one internal program reflect the university's support for scholarly and professional development initiatives. Finally, data are presented defining the levels of human subjects and animal related research activity on the campus.

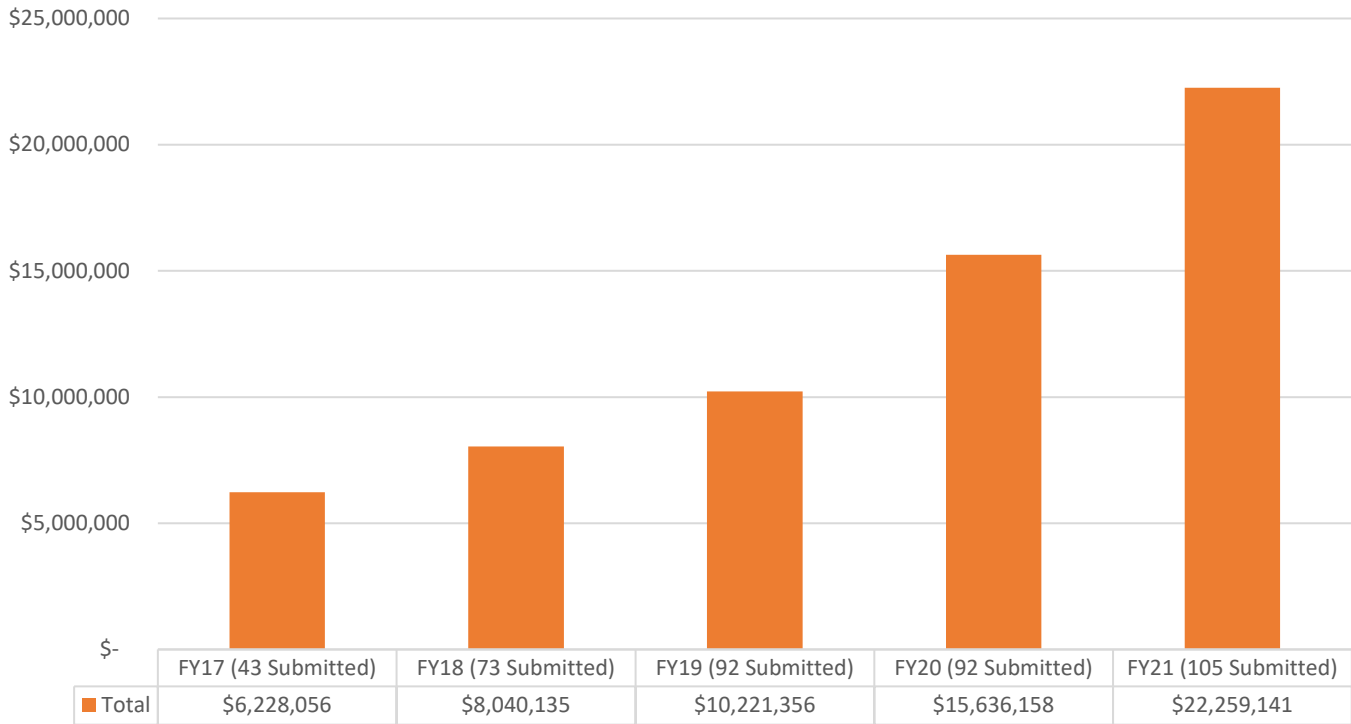
This report should not include information pertaining to CARES ACT or HEERF funding received due to the Covid pandemic. ORSP was not involved in obtaining these funds nor has ORSP been responsible for the management of the funds.

ORSP extends our sincere thanks and congratulations to the many dedicated faculty, staff, and students who participated in research and sponsored program activities in FY 21. Questions and comments on the report may be sent to Dr. Carl A. Fox, Director, Office of Research and Sponsored Programs, University of Wisconsin-Whitewater, 800 W. Main St., Whitewater, WI. 53190 or foxc@uww.edu.

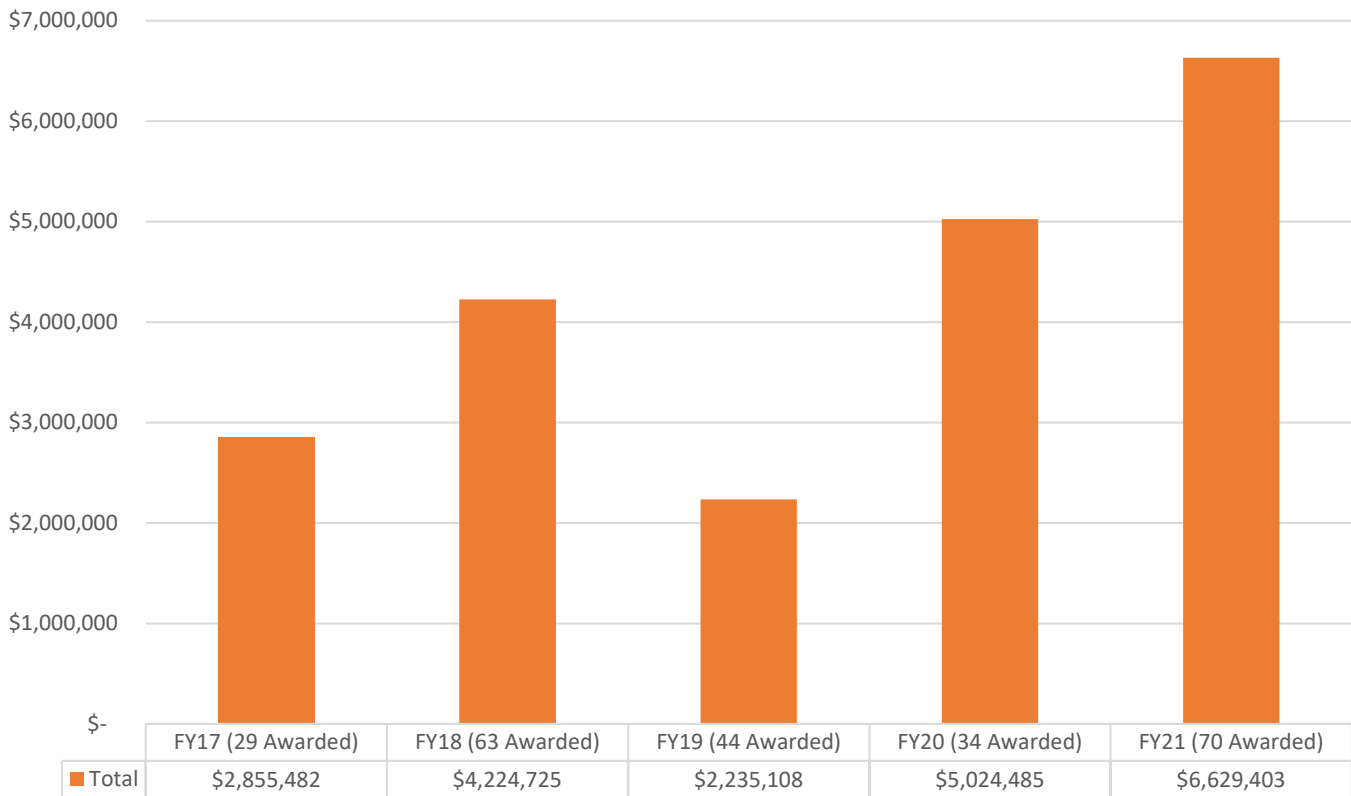
Table of Contents

Research Proposal Submissions and New Research Awards.....	3
Research Awards by Principal Investigator	8
Research Proposal Submissions by Principal Investigator.....	11
Grant and Contract Expenditures	17
Top 10 State/Private Research Sponsors	23
Top 10 Federal Research Sponsors	24
UW-Whitewater Research Awards by Principal Investigator.....	25
UW System Research and Public Service Award Comparisons	26
UW System Instruction Award Comparisons	27
IRB and IACUC Activity	28

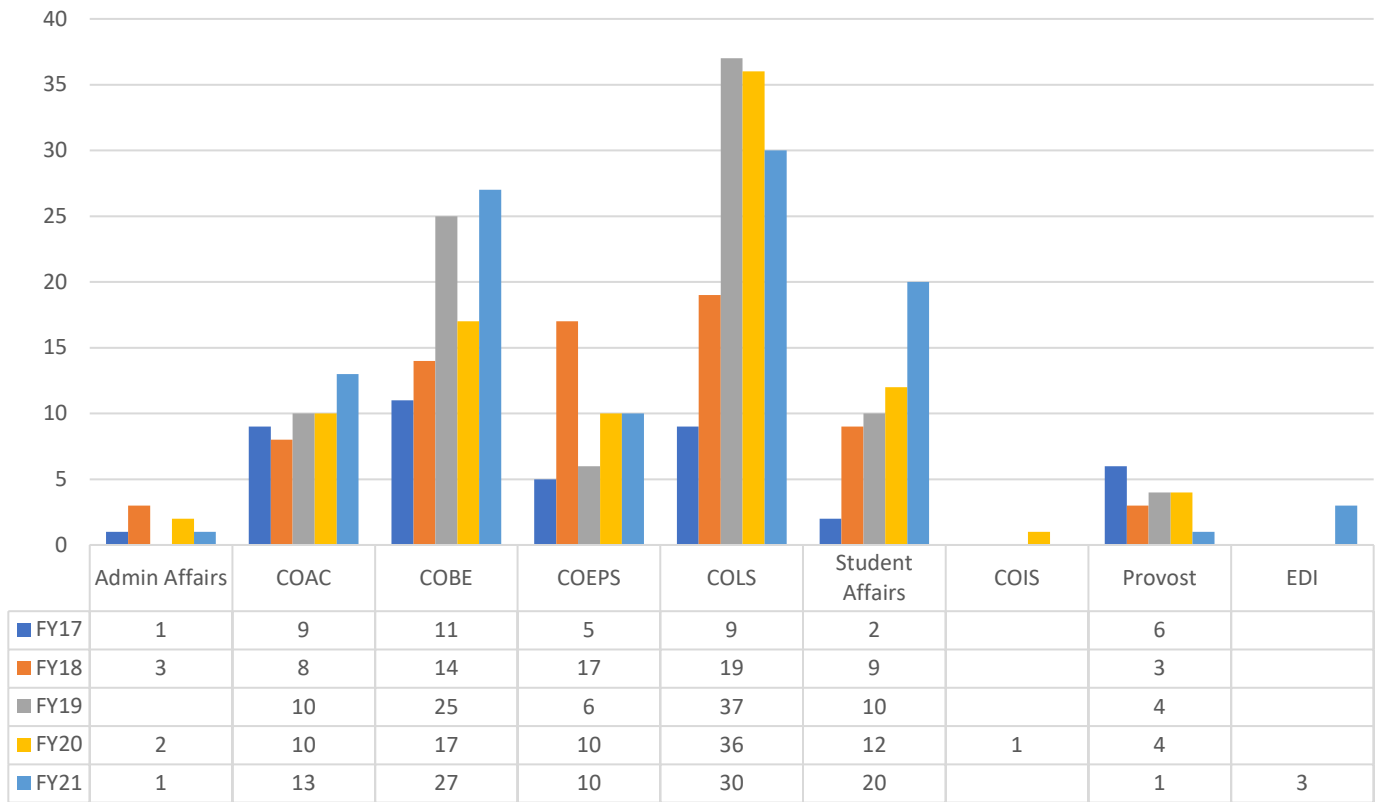
Dollar Value and Number of Research Proposal Submissions by Fiscal Year



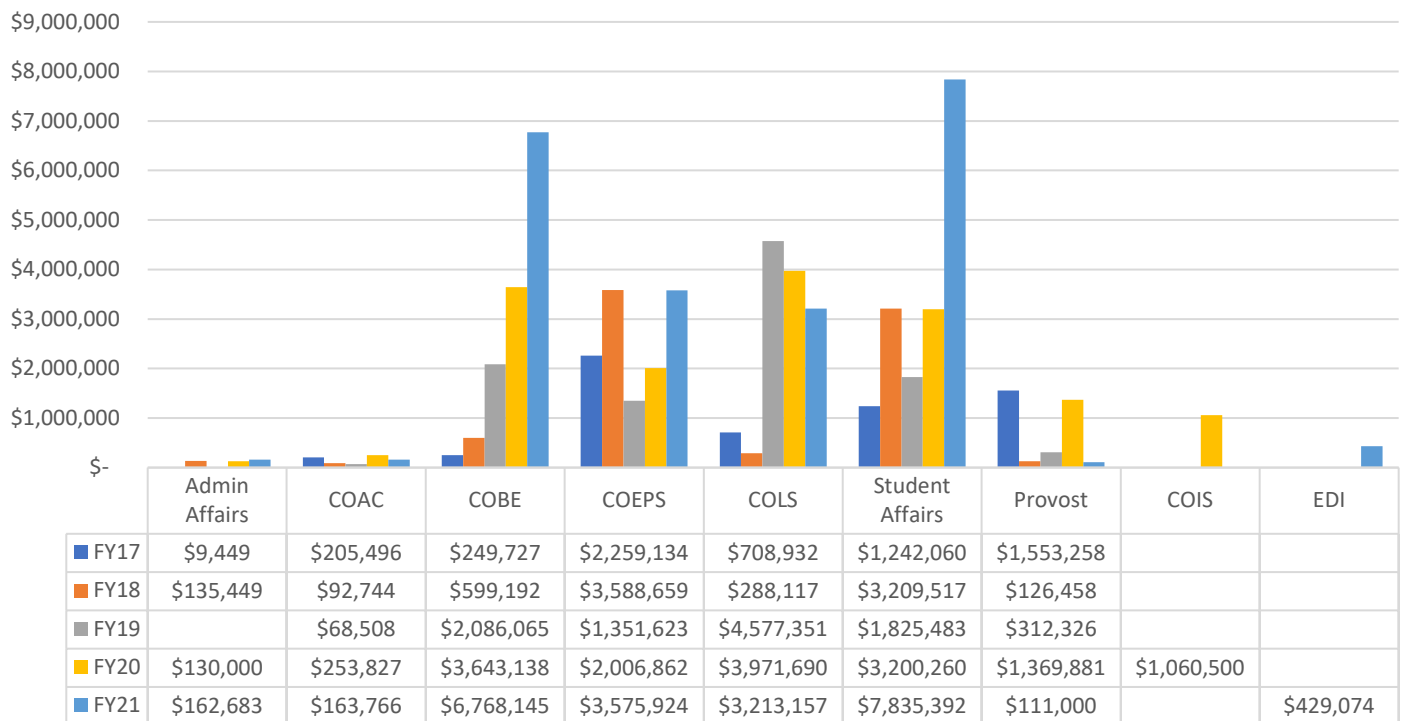
Dollar Value and Number of Research Awards



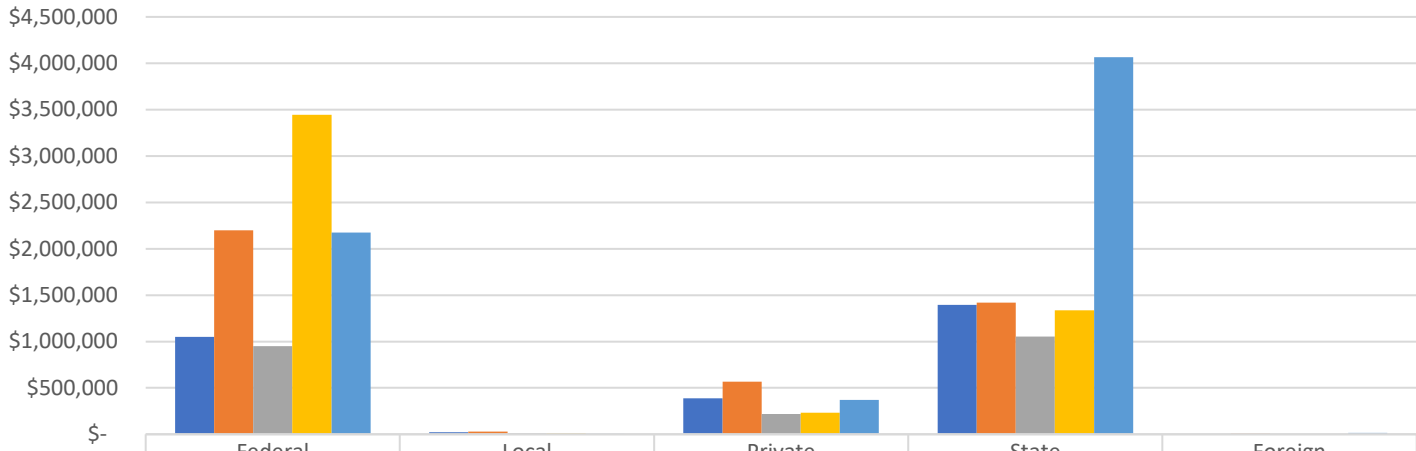
Number of Proposal Submissions by Division and Fiscal Year



Dollar Value of Submissions by Division and Year

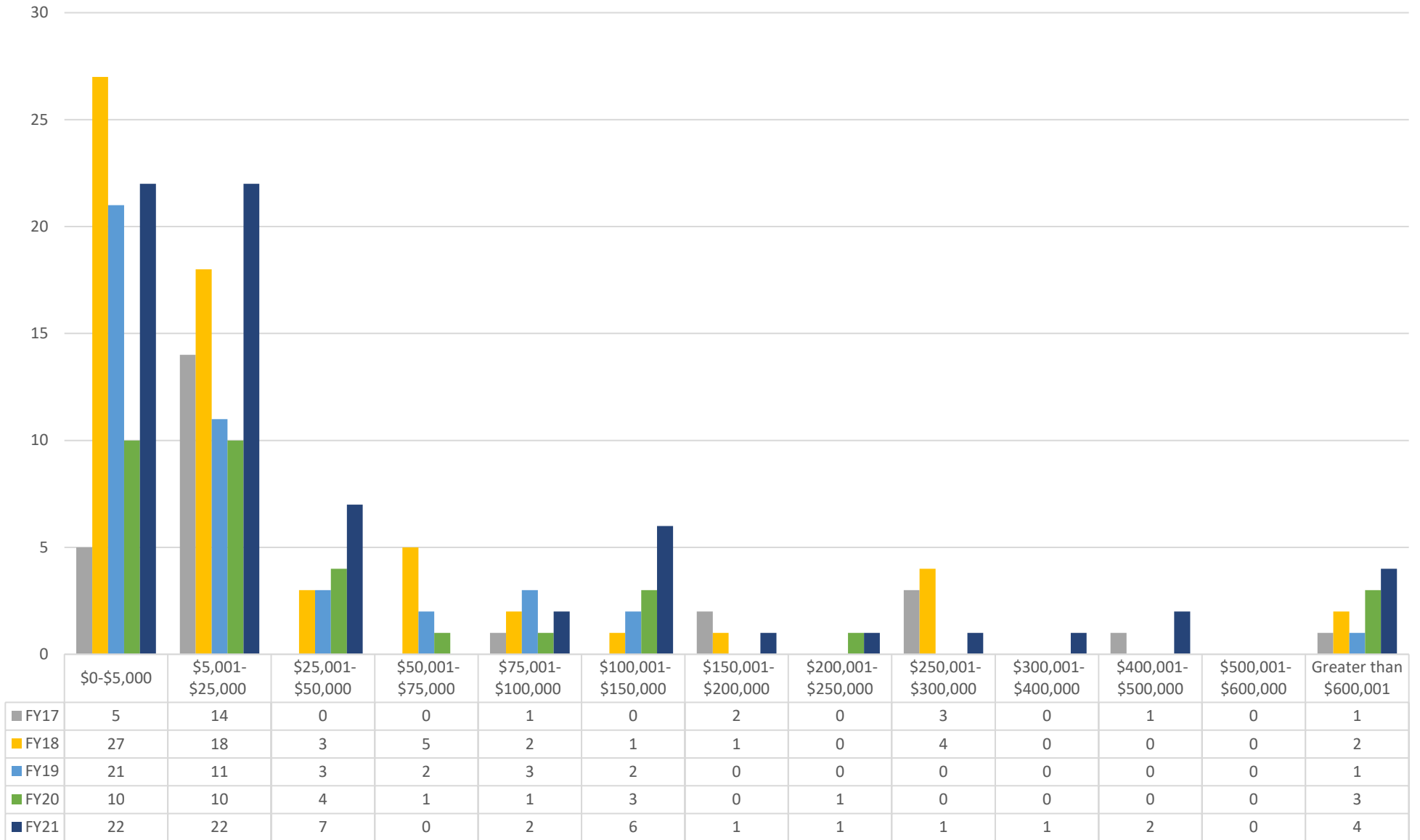


Research Award Value by Funding Type

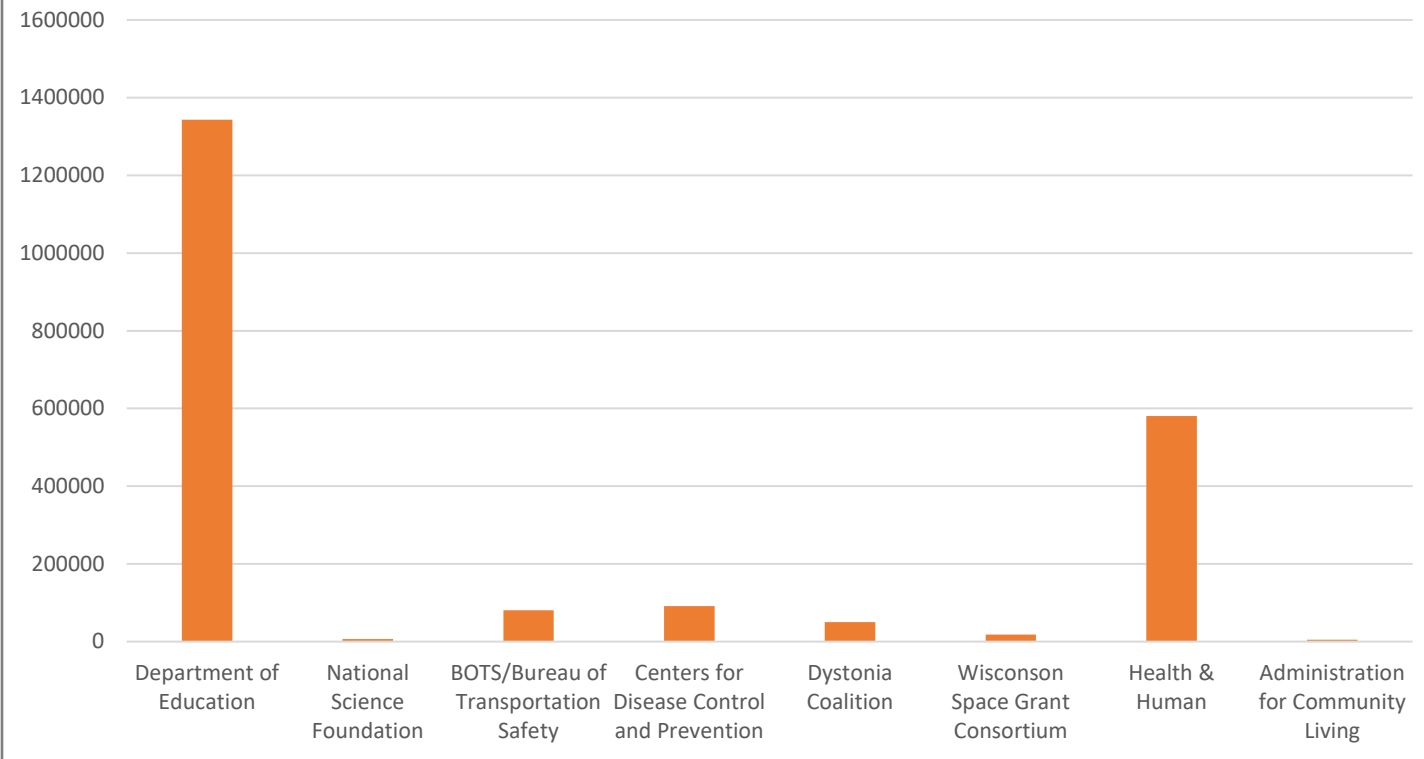


	Federal	Local	Private	State	Foreign
■ FY17	\$1,050,936	\$23,700	\$386,500	\$1,394,346	
■ FY18	\$2,199,932	\$28,700	\$567,614	\$1,419,081	\$9,398
■ FY19	\$949,974	\$12,700	\$217,166	\$1,055,268	
■ FY20	\$3,444,945	\$10,415	\$233,290	\$1,335,835	
■ FY21	\$2,174,893	\$4,500	\$368,928	\$4,066,082	\$15,000

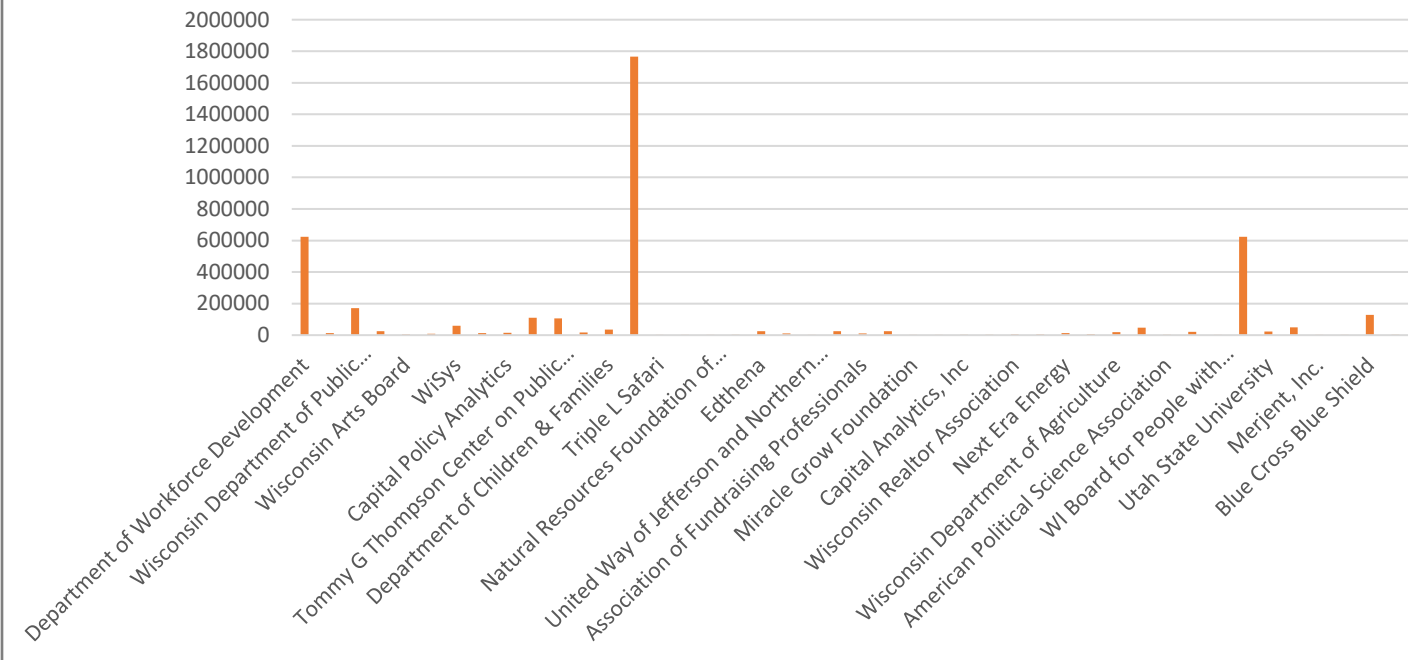
Number of Awards Broken down by Amount & Fiscal Year



FY21 Federal Research Awards



FY20 Non-Federal Awards



AWARDS					
Betker, Michael	COAC	Communication	Triple L Safari	Private	\$ 600
Betker, Michael	COAC	Communication	Benjamin Whitcomb	Private	\$ 1,400
Buchman, Tracy	COBE	Ocup & Envir Safety & Health	BOTS/Bureau of Transportation Safety	Federal	\$ 80,995
Cameron, Jay	COEPS	HPERC	Milwaukee Public School	State	\$ 3,700
Check, Katie	Student Affairs	Children's Center	Natural Resources Foundation of Wisconsin	Private	\$ 500
Choi, Sang	COBE	Ocup & Envir Safety & Health	Centers for Disease Control and Prevention	Federal	\$ 45,441
Choi, Sang	COBE	Ocup & Envir Safety & Health	Centers for Disease Control and Prevention	Federal	\$ 46,289
Collet-Klingenberg, Lana	COEPS	Dean's Office-COEPS	Bill & Melinda Gates Foundation	Private	\$ 3,500
Collet-Klingenberg, Lana	COEPS	Dean's Office-COEPS	Edthena	Private	\$ 25,000
Daly, Abbie	COBE	Accounting	Institute of Management Accountants	Private	\$ 9,945
Dominguez Iv, John	EDI	Student Diversity, Engagement & Success	Fund for Wisconsin Scholars	Private	\$ 9,862
Dozoryst, Shannon	COAC	Young Auditorium	United Way of Jefferson and Northern Walworth Counties	Private	\$ 1,500
Dozoryst, Shannon	COAC	Young Auditorium	Wisconsin Arts Board	State	\$ 5,230
Dozoryst, Shannon	COAC	Young Auditorium	Wisconsin Humanities Council	State	\$ 12,025
Edwards, Logan	COEPS	HPERC	Blue Cross Blue Shield	Private	\$ 128,643
Fox, Robin	COEPS	Dean's Office-COEPS	AACTE & Edthena	Private	\$ 25,000
Girard, Steven	COLS	Chemistry	WiSys	State	\$ 10,000
Hammer, Michael	COEPS	Communication Disorders	Dystonia Coalition	Federal	\$ 49,900
Hanger, Rex	COLS	Geography/Geology/Env Sci	Wisconsin Space Grant Consortium	Federal	\$ 17,919
Hansen, Ruth	COBE	Management	Association of Fundraising Professionals	Private	\$ 10,000
Heimer, Lucy	COEPS	Curriculum & Instruction	Wisconsin Early Childhood Association	Private	\$ 25,000

Hodson, Robert	COAC	Music	ASIANetwork	Private	\$ 25,000
Johnson, Jennalee	Student Affairs	Children's Center	Miracle Grow Foundation	Private	\$ 500
Kapfer, Joshua	COLS	Biological Sciences	Wisconsin Department of Natural Resources	State	\$ 16,629
Kashian, Russell	COBE	Economics	Door County Tourism Zone Commission	Private	\$ 2,000
Kashian, Russell	COBE	Economics	Capital Analytics, Inc	Private	\$ 2,810
Kashian, Russell	COBE	Economics	The Oregon Soccer Club	Private	\$ 3,200
Kashian, Russell	COBE	Economics	Jefferson County	State	\$ 3,500
Kashian, Russell	COBE	Economics	Wisconsin Realtor Association	Private	\$ 4,000
Kashian, Russell	COBE	Economics	Jefferson County	State	\$ 4,200
Kashian, Russell	COBE	Economics	Jefferson County	Local	\$ 4,500
Kashian, Russell	COBE	Economics	Greater Milwaukee Foundation	Private	\$ 5,000
Kashian, Russell	COBE	Economics	Next Era Energy	Private	\$ 5,500
Kashian, Russell	COBE	Economics	Dodge County	State	\$ 6,000
Kashian, Russell	COBE	Economics	Next Era Energy	Private	\$ 7,025
Kashian, Russell	COBE	Economics	Capital Policy Analytics	Foreign	\$ 15,000
Kashian, Russell	COBE	Economics	Wisconsin Department of Agriculture	State	\$ 18,200
Kashian, Russell	COBE	Economics	WiSys	State	\$ 48,100
Levy, James	COLS	History	Whiting Foundation	Private	\$ 47,180
Lineberger, Monica	COLS	Political Science	American Political Science Association	Private	\$ 2,298
Lisberg, Anneke	COLS	Biological Sciences	University of Wisconsin-System	State	\$ 22,000
Lisberg, Anneke	COLS	Biological Sciences	National Science Foundation	Federal	\$ 6,570
Littlefield-Cook, Joan	COGS	Graduate Studies	University of Wisconsin-System	State	\$ 111,000
Oravec, Jo Ann	COBE	IT Supply Chain Management	WiSys	State	\$ 1,000
Peters, Scott	COEPS	Educational Foundations	Department of Education	Federal	\$ 230,171
Peters, Scott	COEPS	Educational Foundations	Wisconsin Department of Public Instruction	State	\$ 29,587
Peters, Scott	COEPS	Educational Foundations	Department of Education	Federal	\$ 706,454

Rahn, Naomi	COEPS	Special Education	Health & Human	Federal	\$ 580,460
Schepp, Erica	Student Affairs	Children's Center	Department of Children & Families	State	\$ 3,000
Schepp, Erica	Student Affairs	Children's Center	Department of Children & Families	State	\$ 11,345
Schepp, Erica	Student Affairs	Children's Center	Department of Children & Families	State	\$ 20,000
Schepp, Erica	Student Affairs	Children's Center	Wisconsin Department of Children & Families	State	\$ 20,520
Schepp, Erica	Student Affairs	Children's Center	Department of Education	Federal	\$ 128,819
Smith, Jessica	Student Affairs	CITEE	WI Board for People with Developmental Disabilities	State	\$ 2,000
Smith, Jessica	Student Affairs	CITEE	Administration for Community Living	Federal	\$ 4,500
Smith, Jessica	Student Affairs	CITEE	Wisconsin Department of Health Services	State	\$ 86,725
Smith, Jessica	Student Affairs	CITEE	Wisconsin Department of Health Services	State	\$ 104,787
Smith, Jessica	Student Affairs	CITEE	Wisconsin Department of Health Services	State	\$ 157,030
Smith, Jessica	Student Affairs	CITEE	Wisconsin Department of Health Services	State	\$ 409,999
Smith, Jessica	Student Affairs	CITEE	Wisconsin Department of Workforce Development	State	\$ 622,809
Smith, Jessica	Student Affairs	CITEE	Wisconsin Department of Health Services	State	\$ 1,006,453
Sun, Haijian	COLS	Computer Science	Utah State University	Private	\$ 22,670
Sun, Haijian	COLS	Computer Science	UW-System Regent Scholar	State	\$ 50,000
Tippary, Nicholas	COLS	Biological Sciences	Merjent, Inc.	Private	\$ 95
Tippary, Nicholas	COLS	Biological Sciences	Constructed Wetlands	Private	\$ 700
Warren, Pamela	EDI	Student Diversity, Engagement & Success	Wisconsin Department of Public Instruction	State	\$ 141,837

Warren, Pamela	EDI	Student Diversity, Engagement & Success	Department of Education	Federal	\$ 277,375
Watson, Elizabeth	Student Affairs	CITEE	Department of Workforce Development	State	\$ 622,809 *
Watson, Elizabeth/Smith, Jessica	Student Affairs	CITEE	State of Wisconsin Department of Health & Human Services	State	\$ 410,000
Zhou, Jiazhen	COLS	Computer Science	Tommy G Thompson Center on Public Leadership	State	\$ 105,597

\$ 6,629,403

*Not a duplication error CITEE received two awards within one fiscal year from the same sponsor for the same amount

SUBMISSIONS					
PI	Unit	Department	Sponsor	Funding Level	Proposed Amount
Basu, Suvojit	COBE	IT Supply Chain Management	Wisconsin Department of Health Services	State	\$ 49,200
Betker, Michael	COAC	Communication	Triple L Safari	Private	\$ 600
Betker, Michael	COAC	Communication	Benjamin Whitcomb	Private	\$ 1,400
Beyea, David	COAC	Communication	National Science Foundation	Federal	\$ 39,011
Bhattacharyya, Prajukti	COLS	Geography, Geology & Env Sci	National Science Foundation	Federal	\$ 49,620
Bhattacharyya, Prajukti	COLS	Geography, Geology & Env Sci	National Science Foundation	Federal	\$ 195,567
Bleiler, Melissa	Student Affairs	Health & Counseling Services	Substance Abuse and Mental Health Services Adminis	Federal	\$ 99,674
Buchman, Tracy	COBE	Ocup & Envir Safety & Health	BOTS/Bureau of Transportation Safety	Federal	\$ 80,995
Carone, Timothy	COBE	IT Supply Chain Management	Department of Commerce	Federal	\$ 1,239,574
Check, Katie	Student Affairs	Children's Center	Natural Resources Foundation of Wisconsin	Private	\$ 500
Choi, Sang	COBE	Ocup & Envir Safety & Health	Centers for Disease Control and Prevention	Federal	\$ 45,441
Choi, Sang	COBE	Ocup & Envir Safety & Health	Centers for Disease Control and Prevention	Federal	\$ 46,289

Collet-Klingenberg, Lana	COEPS	Dean's Office-COEPS	Bill & Melinda Gates Foundation	Private	\$ 3,500
Collet-Klingenberg, Lana	COEPS	Dean's Office-COEPS	Edthena	Private	\$ 25,000
Compas, Eric	COLS	Geography, Geology & Env Sci	Wisconsin Sea Grant Program	State	\$ 110,585
Curran, Kristen	COLS	Biological Sciences	WiSys	State	\$ 49,929
Cushing-Leubner, Jenna	COEPS	Curriculum & Instruction	Spencer Foundation	Private	\$ 351,962
Daly, Abbie	COBE	Accounting	Institute of Management Accountants	Private	\$ 9,945
Dominguez Iv, John	EDI	Student Diversity, Engagement & Success	Fund for Wisconsin Scholars	Private	\$ 9,862
Dozoryst, Shannon	COAC	Young Auditorium	National Endowment for the Arts	Federal	\$ -**
Dozoryst, Shannon	COAC	Young Auditorium	United Way of Jefferson and Northern Walworth Counties	Private	\$ 1,500
Dozoryst, Shannon	COAC	Young Auditorium	Wisconsin Arts Board	State	\$ 5,230
Dozoryst, Shannon	COAC	Young Auditorium	Arts Midwest	Private	\$ 7,000
Dozoryst, Shannon	COAC	Young Auditorium	National Endowment for the Arts	Federal	\$ 10,000
Dozoryst, Shannon	COAC	Young Auditorium	National Endowment for the Arts	Federal	\$ 10,000
Dozoryst, Shannon	COAC	Young Auditorium	Wisconsin Humanities Council	State	\$ 12,025
Duchesne-Onoro, Rocio	COLS	Geography, Geology & Env Sci	Wisconsin Space Grant Consortium	Federal	\$ 20,128
Fox, Robin	COEPS	Dean's Office-COEPS	AACTE & Edthena	Private	\$ 25,000
Ganguly, Arnab	COLS	Computer Science	Spencer Foundation	Private	\$ 30,124
Ghosh, Aditi	COLS	Mathematics	MIDAS	Private	\$ 10,000
Ghosh, Aditi	COLS	Mathematics	WiSys/UW System	State	\$ 10,000
Girard, Steven	COLS	Chemistry	WiSys	State	\$ 10,000
Hammer, Michael	COEPS	Communication Disorders	Dystonia Coalition	Federal	\$ 49,900
Hanger, Rex	COLS	Geography/Geology/Env Sci	Wisconsin Space Grant Consortium	Federal	\$ 17,919

Hansen, Ruth	COBE	Management	Association of Fundraising Professionals	Private	\$ 10,000
Harrahy, Elisabeth	COLS	Biological Sciences	Freshwater Collobrative/UW-Milwaukee	State	\$ 9,236
Harrahy, Elisabeth	COLS	Biological Sciences	Freshwater Collobrative/UW-Milwaukee	State	\$ 15,375
Heimer, Lucy	COEPS	Curriculum & Instruction	Wisconsin Early Childhood Association	Private	\$ 25,000
Hernandez, Luz	COLS	Languages & Literature	Mellon Foundation	Private	\$ 65,821
Hodson, Robert	COAC	Music	ASIANetwork	Private	\$ 25,000
Hwang, Nick	COAC	Communication	UW SYSTEM	State	\$ 50,000
Johnson, Jennalee	Student Affairs	Children's Center	Miracle Grow Foundation	Private	\$ 500
Kapfer, Joshua	COLS	Biological Sciences	Wisconsin Department of Natural Resources	State	\$ 16,629
Kartal, Ozgul	COEPS	Curriculum & Instruction	National Science Foundation	Federal	\$ 157,009
Kashian, Russell	COBE	Economics	Door County Tourism Zone Commission	Private	\$ 2,000
Kashian, Russell	COBE	Economics	Capital Analytics, Inc	Private	\$ 2,810
Kashian, Russell	COBE	Economics	The Oregon Soccer Club	Private	\$ 3,200
Kashian, Russell	COBE	Economics	Jefferson County	State	\$ 3,500
Kashian, Russell	COBE	Economics	Wisconsin Realtor Association	Private	\$ 4,000
Kashian, Russell	COBE	Economics	Jefferson County	State	\$ 4,200
Kashian, Russell	COBE	Economics	Jefferson County	Local	\$ 4,500
Kashian, Russell	COBE	Economics	Greater Milwaukee Foundation	Private	\$ 5,000
Kashian, Russell	COBE	Economics	Next Era Energy	Private	\$ 5,500
Kashian, Russell	COBE	Economics	Dodge County	State	\$ 6,000
Kashian, Russell	COBE	Economics	Next Era Energy	Private	\$ 7,025
Kashian, Russell	COBE	Economics	Capital Policy Analytics	Foreign	\$ 15,000
Kashian, Russell	COBE	Economics	Wisconsin Department of Agriculture	State	\$ 18,200
Kashian, Russell	COBE	Economics	WiSys	State	\$ 48,100
Kaufman, Kevin	COBE	Small Business Development Center	Small Business Administration	Federal	\$ 148,195
Kaufman, Kevin	COBE	Small Business Development Center	Economic Development Administration	Federal	\$ 150,000

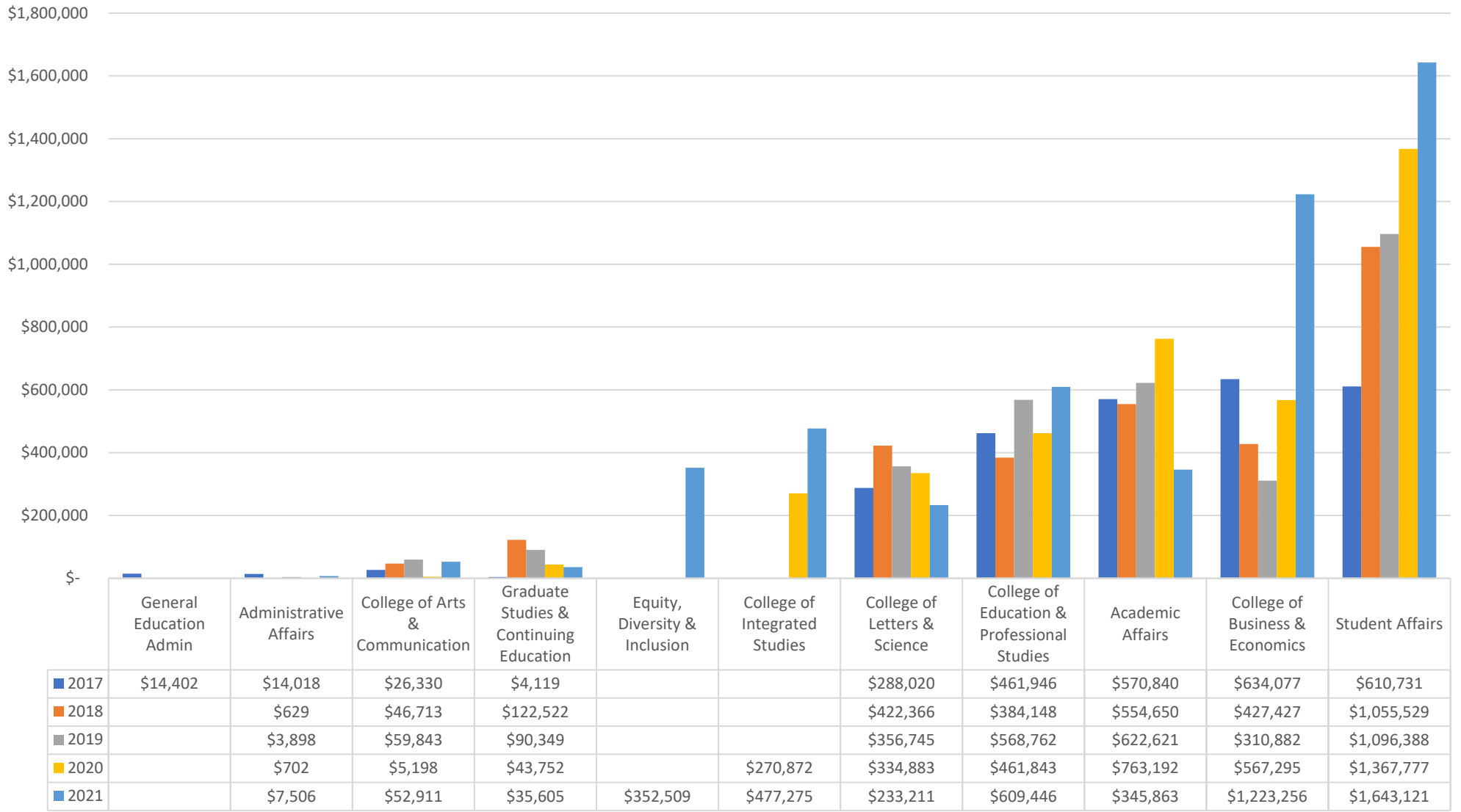
Kaufman, Kevin	COBE	Small Business Development Center	Economic Development Administration	Federal	\$ 1,314,309
Kaufman, Kevin	COBE	Small Business Development Center	Employment and Training Administration	Federal	\$ 3,494,162
Kiederlen, Matthew	Administrative Affairs	Police Department	Community Oriented Policing Services	Federal	\$ 162,683
Ksobiech, Kate	COAC	Communication	American Lung Association	Private	\$ 2,000
Levas, Stephen	COLS	Biological Sciences/Geography, Geology & Env Sci	University of Wisconsin Sea Grant College Program	State	\$ 63,336
Levy, James	COLS	History	Whiting Foundation	Private	\$ 47,180
Lineberger, Monica	COLS	Political Science	American Political Science Association	Private	\$ 2,298
Lisberg, Anneke	COLS	Biological Sciences	National Science Foundation	Federal	\$ 6,570
Lisberg, Anneke	COLS	Biological Sciences	National Institute of Food and Agriculture	Federal	\$ 179,253
Lisberg, Anneke	COLS	Biological Sciences	University of Wisconsin-System	State	\$ 22,000
Lisberg, Anneke	COLS	Biological Sciences	National Science Foundation	Federal	\$ 299,651
Lisberg, Anneke	COLS	Biological Sciences	National Science Foundation	Federal	\$ 749,961
Littlefield-Cook, Joan	COGS	Graduate Studies	University of Wisconsin-System	State	\$ 111,000
Oravec, Jo Ann	COBE	IT Supply Chain Management	WiSys	State	\$ 1,000
Rahn, Naomi	COEPS	Special Education	Health & Human	Federal	\$ 580,460
Rivers, Carmen	COEPS	Curriculum & Instruction	Early Educator Investment Collaborative	Private	\$ 2,242,969
Romero, Andrea	COLS	Biological Sciences/Geography, Geology & Env Sci	National Science Foundation	Federal	\$ 758,285
Roseland, Denise	COEPS	Curriculum & Instruction	National Science Foundation	Federal	\$ 115,124
Rowe, Jeannine	COLS	Social Work	Wisconsin Department of Health Services	State	\$ 94,673
Zhou, Jiazhen	COLS	Computer Science	Tommy G Thompson Center on Public Leadership	State	\$ 105,597
Schepp, Erica	Student Affairs	Children's Center	Department of Children & Families	State	\$ 3,000

Schepp, Erica	Student Affairs	Children's Center	Department of Children & Families	State	\$ 11,345
Schepp, Erica	Student Affairs	Children's Center	Department of Children & Families	State	\$ 20,000
Schepp, Erica	Student Affairs	Children's Center	Wisconsin Department of Children & Families	State	\$ 20,520
Schepp, Erica	Student Affairs	Children's Center	Department of Education	Federal	\$ 128,819
Smith, Jessica	Student Affairs	CITEE	WI Board for People with Developmental Disabilities	State	\$ 2,000
Smith, Jessica	Student Affairs	CITEE	Administration for Community Living	Federal	\$ 4,500
Smith, Jessica	Student Affairs	CITEE	Wisconsin Department of Health Services	State	\$ 86,725
Smith, Jessica	Student Affairs	CITEE	Wisconsin Department of Health Services	State	\$ 104,787
Smith, Jessica	Student Affairs	CITEE	Wisconsin Department of Health Services	State	\$ 157,030
Smith, Jessica	Student Affairs	CITEE	Wisconsin Department of Health Services	State	\$ 409,999
Smith, Jessica	Student Affairs	CITEE	Wisconsin Department of Workforce Development	State	\$ 622,809
Smith, Jessica	Student Affairs	CITEE	Substance Abuse and Mental Health Services Adminis	Federal	\$ 625,001
Smith, Jessica	Student Affairs	CITEE	Wisconsin Department of Health Services	State	\$ 1,006,453
Smith, Jessica	Student Affairs	CITEE	Health Resources and Services Administration	Federal	\$ 1,920,000
Smith, Jessica	Student Affairs	CITEEE	SAMHSA	Federal	\$1,988,921
Sun, Haijian	COLS	Computer Science	Utah State University	Private	\$ 22,670
Sun, Haijian	COLS	Computer Science	UW-System Regent Scholar	State	\$ 50,000
Sun, Haijian	COLS	Computer Science	National Science Foundation	Federal	\$ 199,955
Tippery, Nicholas	COLS	Biological Sciences	Merjent, Inc.	Private	\$ 95
Tippery, Nicholas	COLS	Biological Sciences	Constructed Wetlands	Private	\$ 700
Warren, Pamela	EDI	Student Diversity, Engagement & Success	Wisconsin Department of Public Instruction	State	\$ 141,837

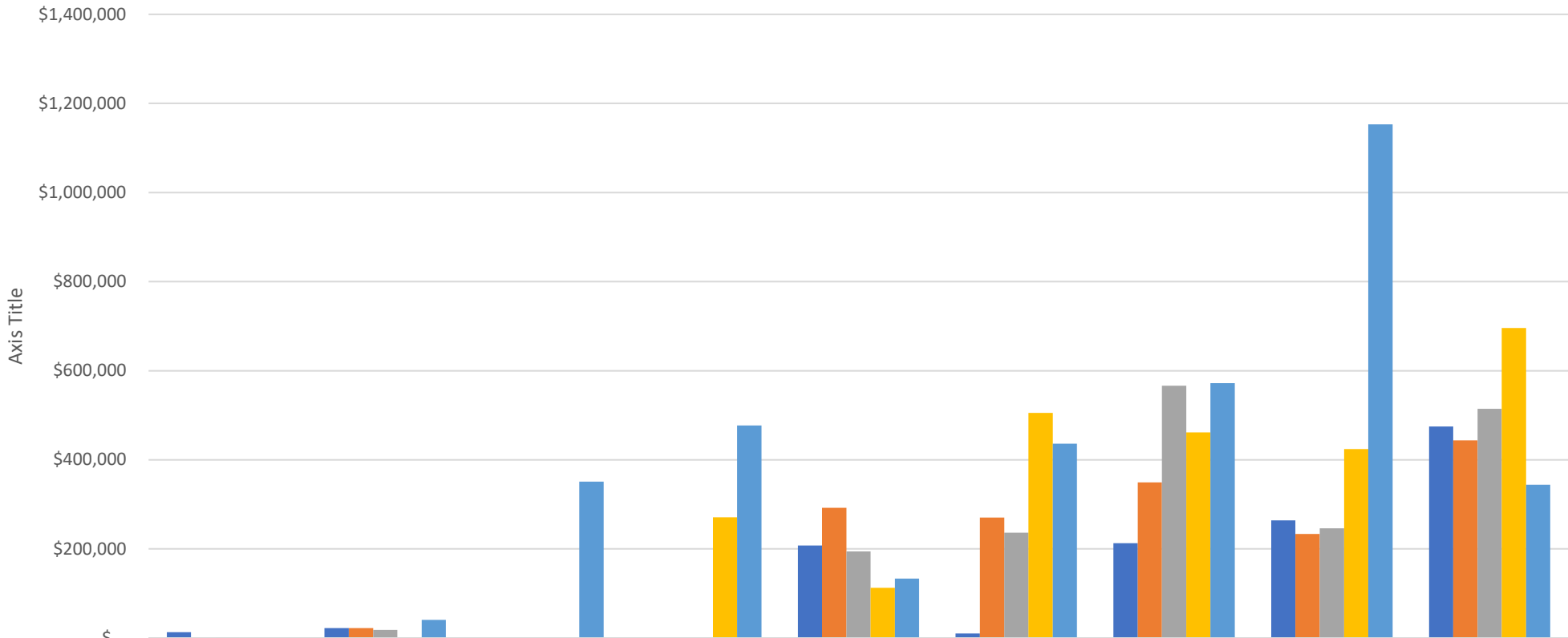
Warren, Pamela	EDI	Student Diversity, Engagement & Success	Department of Education	Federal	\$ 277,375
Watson, Elizabeth	Student Affairs	CITEE	Department of Workforce Development	State	\$ 622,809
Xu, Lei	COBE	Management	WiSys	State	\$ 50,000
					\$ 20,270,220

**Two part submission process. SF424 form submitted, narrative will be submitted Aug 2021

Total Research Expenditures by Division

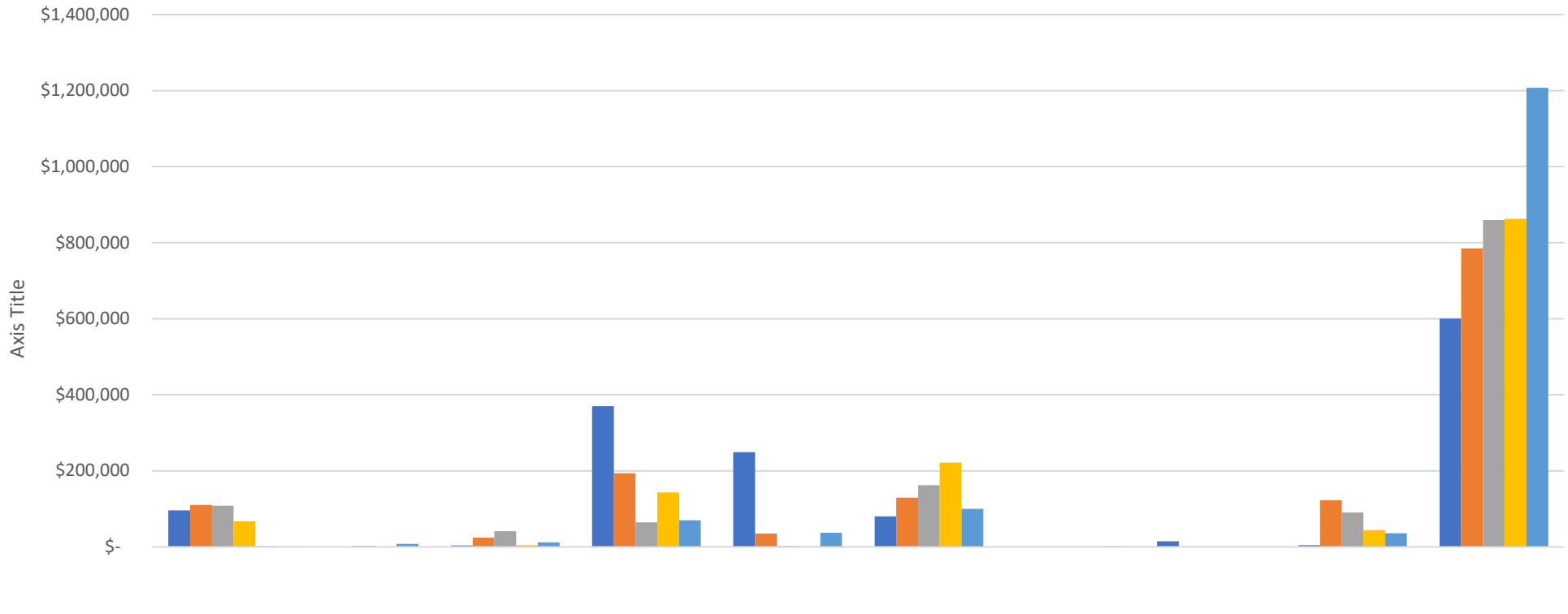


Total Federal Research Expenditures by Division



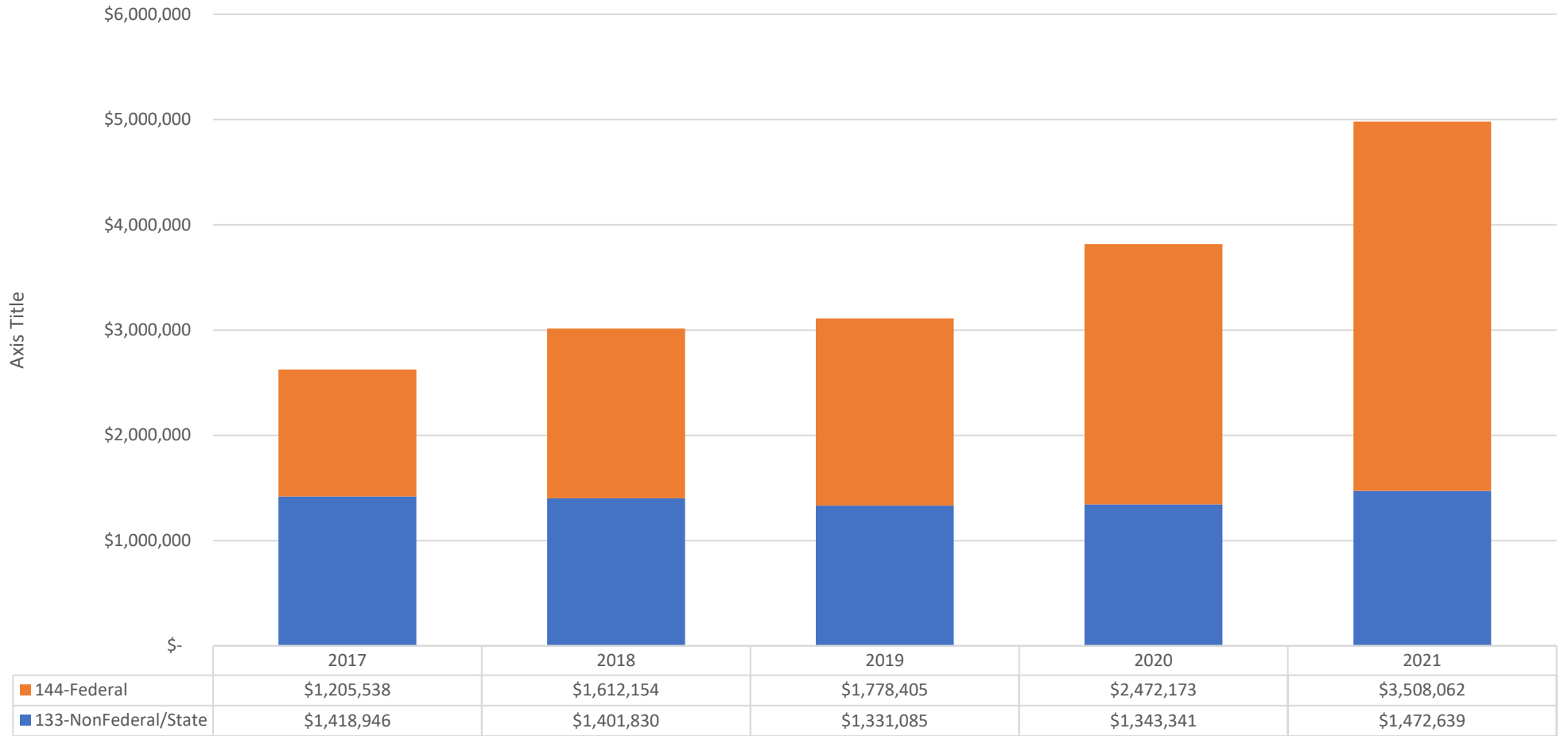
	Administrative Affairs	College of Arts & Communication	Equity, Diversity & Inclusion	College of Integrated Studies	College of Letters & Science	Student Affairs	College of Education & Professional Studies	College of Business & Economics	Academic Affairs
■ 2017	\$13,449	\$22,330			\$207,737	\$10,128	\$213,056	\$263,902	\$474,935
■ 2018		\$22,230			\$292,666	\$270,457	\$349,144	\$233,611	\$444,045
■ 2019	\$1,000	\$18,570			\$194,344	\$236,821	\$566,632	\$246,432	\$514,606
■ 2020	\$-	\$1,149		\$270,872	\$112,822	\$505,138	\$461,853	\$424,385	\$695,954
■ 2021		\$41,013	\$350,978	\$477,275	\$133,259	\$436,056	\$572,106	\$1,153,133	\$344,241

Total Non-Federal Research Expenditures by Division

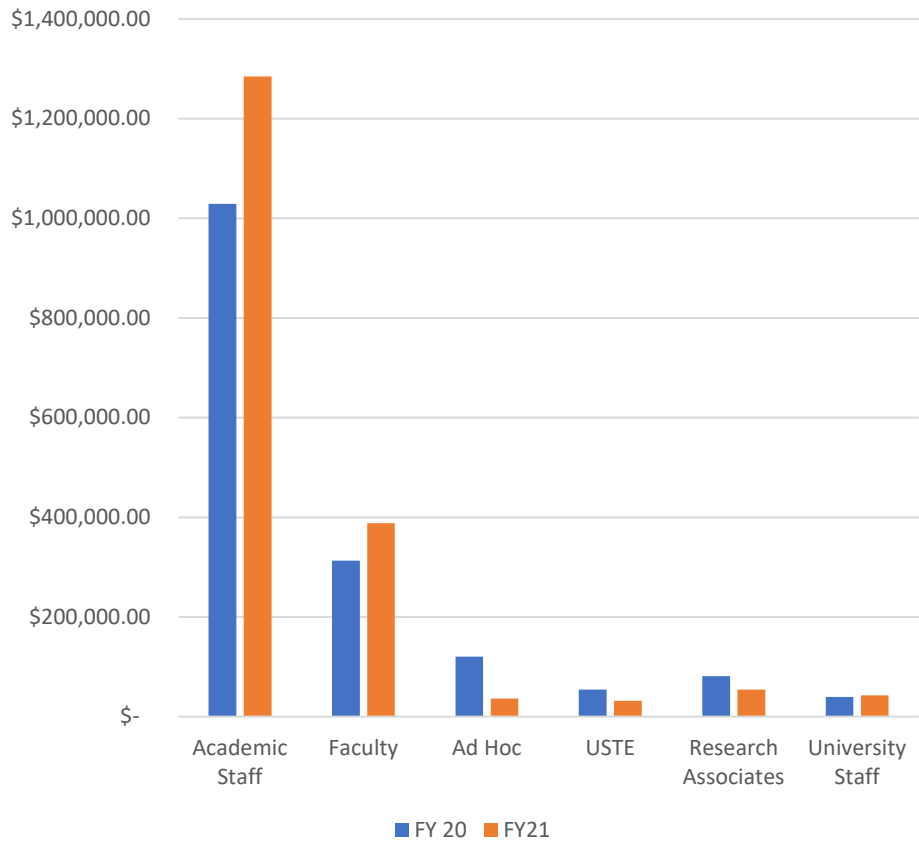


	Academic Affairs	Administrative Affairs	College of Arts & Communication	College of Business & Economics	College of Education & Professional Studies	College of Letters & Science	Equity, Diversity & Inclusion	General Education Admin	Graduate Studies & Continuing Education	Student Affairs
■ 2017	\$95,905	\$569	\$4,000	\$370,174	\$248,891	\$80,283		\$14,402	\$4,119	\$600,603
■ 2018	\$110,605	\$629	\$24,483	\$193,816	\$35,004	\$129,700			\$122,522	\$785,072
■ 2019	\$108,015	\$2,898	\$41,273	\$64,451	\$2,130	\$162,401			\$90,349	\$859,568
■ 2020	\$67,238	\$702	\$4,049	\$142,910	\$(10)	\$222,061			\$43,752	\$862,639
■ 2021	\$1,621	\$7,506	\$11,898	\$70,123	\$37,339	\$99,951	\$1,531		\$35,605	\$1,207,065

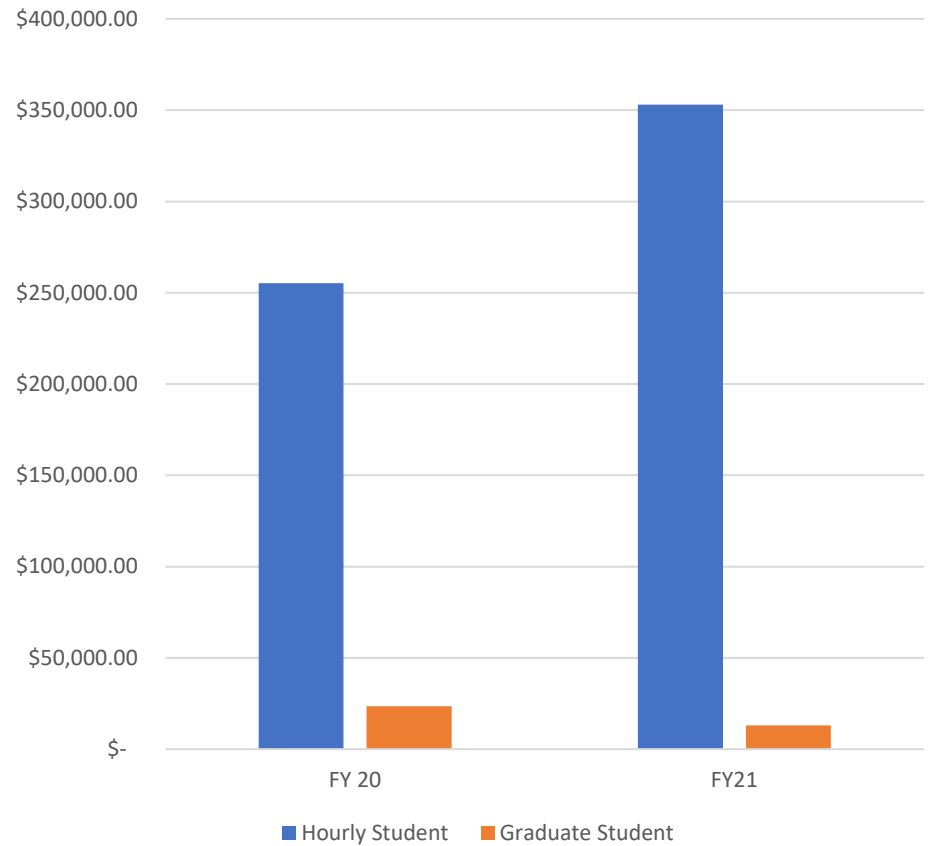
Total Research Expenditures per Fiscal Year



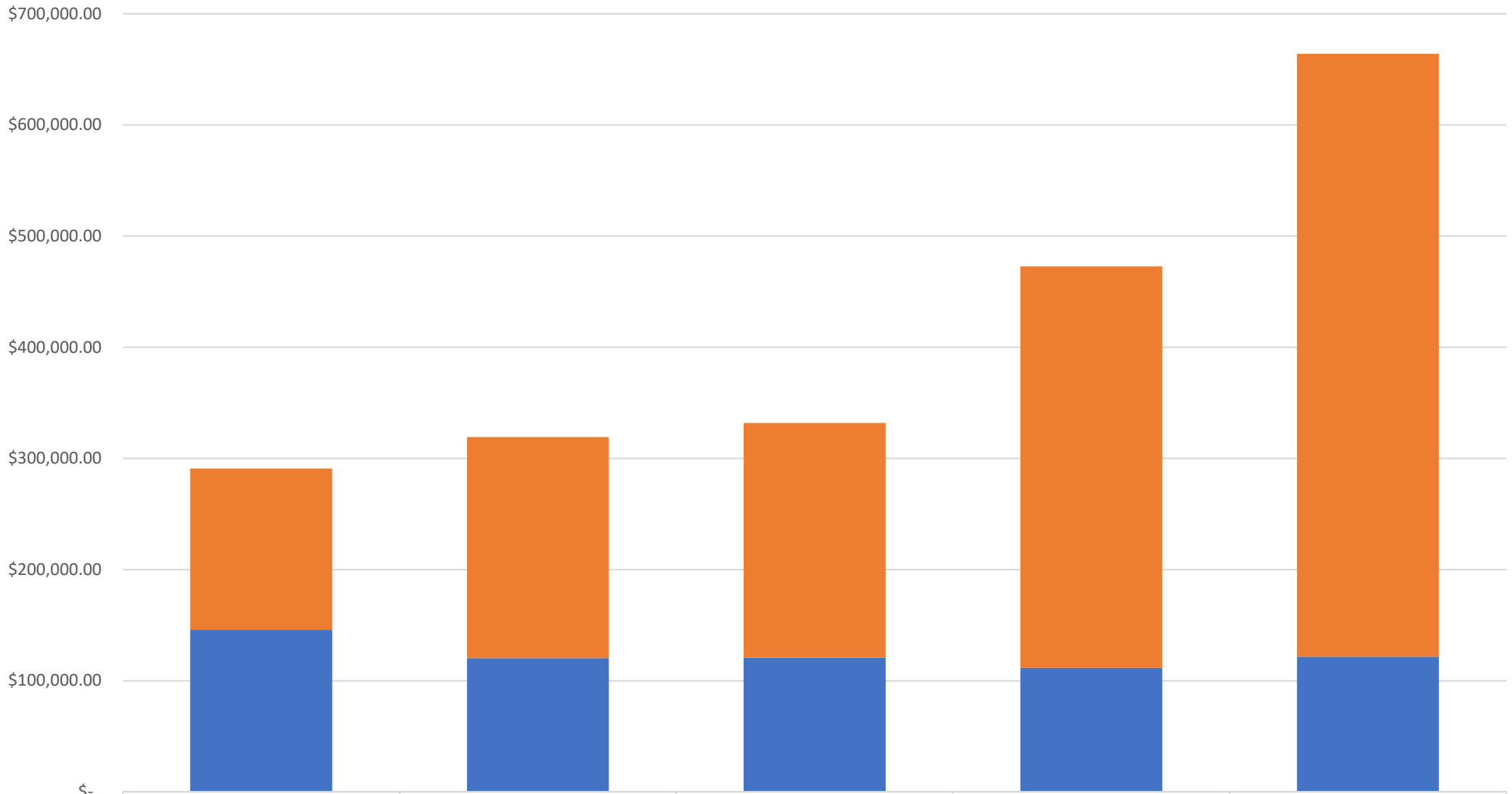
Faculty & Staff Payroll Expenditures



Student Payroll Expenditures



Indirect Revenue



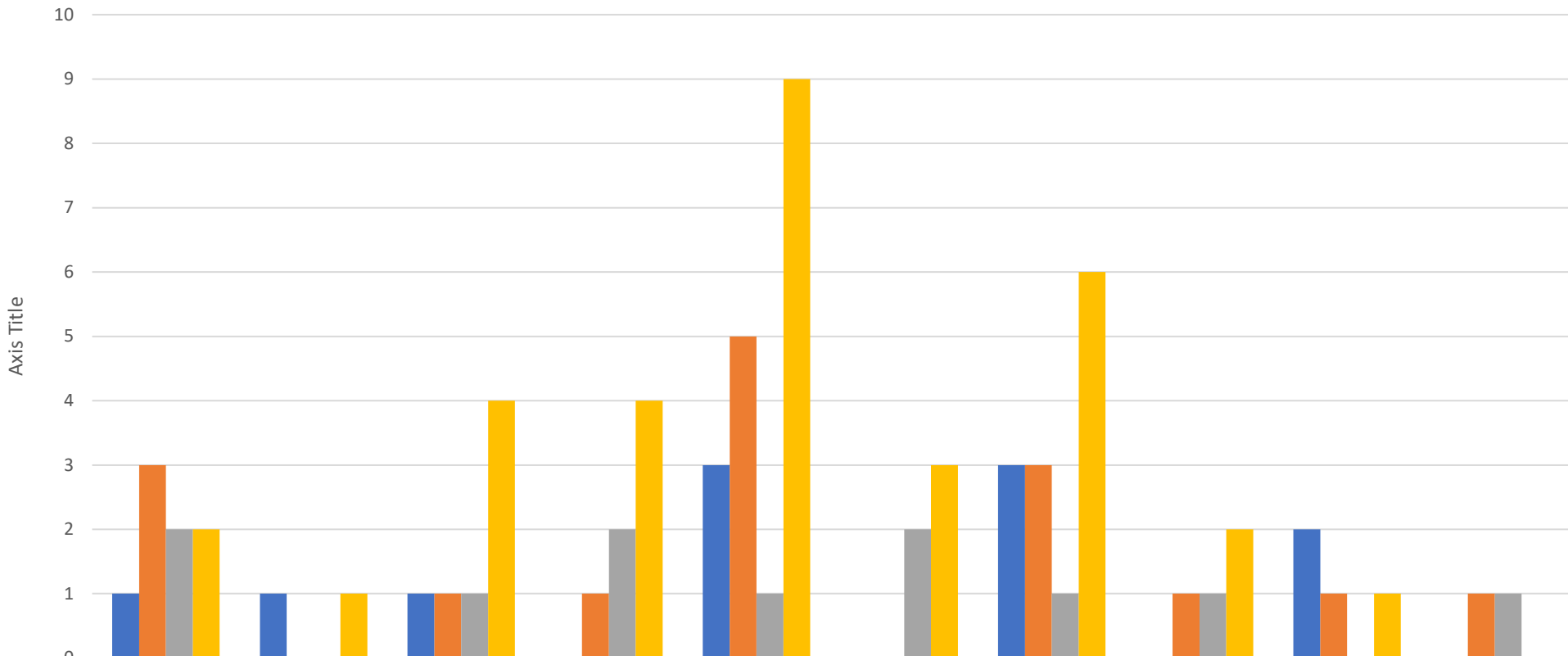
	2017	2018	2019	2020	2021
144	\$144,934.20	\$198,959.48	\$211,141.18	\$361,329.87	\$542,316.63
133	\$146,005.79	\$120,214.13	\$120,675.79	\$111,529.32	\$121,674.11

TOP TEN 133 EXPENDITURES-STATE/PRIVATE FUNDING	FY17	FY18	FY19	FY20	FY21
WI DWD Total	\$265,600.64	\$620,156.98	\$767,783.80	\$678,095.90	\$750,511.94
WI DHS Total	\$355,542.56	\$140,685.24	\$92,546.94	\$152,090.30	\$448,088.63
Great Lakes Higher Education Total		\$143,653.51	\$131,391.59	\$49,671.05	\$39,956.29
State of New Jersey					\$34,688.53
Lumina Foundation					\$30,363.11
WI DPI Total	\$100,888.15	\$103,632.57	\$77,401.52	\$46,201.53	\$23,713.16
Bader Philanthropies			\$33,656.60	\$98,044.22	\$23,313.62
Department of Natural Resources			\$12,268.11	\$18,511.50	\$13,616.25
MAP Fund					\$12,500.00
Urban League of Greater Madison					\$9,980.37
Variety, The Children's Charity				\$23,711.07	
Wisconsin BLN				\$59,443.51	
Department of Children and Families				\$14,174.97	
Fund for Wisconsin Scholars				\$10,703.35	
USASBE Total	\$85,174.72	\$98,452.56	\$34,344.37		
Institute of International Education			\$30,709.63		
National Association of System Heads			\$19,652.38		
The Nature Conservancy		\$13,288.55	\$12,459.62		
NCAA Total	\$14,569.03				
Margaret A Cargill Foundation Total	\$154,176.29	\$25,726.24			
The Water Council		\$23,271.91	\$11,987.05		
Standard Process, Inc Total	\$26,701.36				
Kellogg Foundation Total	\$238,331.10				
Common Wealth Fund Total	\$20,032.92				
WECA Total	\$79,995.79				

Interactive Degree Planner		\$49,667.36			
American Psychological Association		\$13,680.00			
	\$1,341,012.56	\$1,232,214.92	\$1,224,201.61	\$1,150,647.40	\$1,386,731.90

TOP TEN 144 EXPENDITURES-FEDERAL FUNDING	FY17	FY18	FY19	FY20	FY21
US Dept of Ed Total	\$641,139.65	\$539,745.72	\$588,737.79	\$921,569.54	\$1,256,240.92
SBA Total	\$152,450.91	\$165,309.79	\$144,209.08	\$136,607.94	\$197,465.56
NSF Total	\$85,950.43	\$65,311.09	\$37,043.12	\$85,587.91	\$37,994.84
Dept of Transportation Total	\$124,900.48	\$68,301.57	\$63,978.30	\$89,938.75	\$70,150.46
NEA Total	\$22,330.00				
USDA Total		\$23,586.33	\$18,593.90		
DHHS, National Institute of Health Total	\$41,926.35	\$34,075.99			
Dept of Health & Human Services Total		\$459,207.32	\$591,016.63	\$591,996.24	\$557,892.80
NASA Total	\$25,962.36	\$140,386.03	\$140,261.45	\$37,958.69	\$83,028.20
Office of Naval Research Total	\$42,382.41	\$52,892.76			
DHHS, Administration for Children & Families Total	\$45,297.38				
Space Telescope Science Institute Total	\$17,777.04				
Corporation for National and Community Service		\$31,920.93	\$119,662.47	\$83,545.09	\$85,587.43
National Oceanic & Atmospheric Adm			\$34,396.96		
Department of Labor				\$102,490.65	
Department of Defense				\$86,338.98	\$377,190.04
SAMSHA				\$249,605.14	\$252,361.68
National Endowment for the Arts			\$18,570.00		
	\$1,200,117.01	\$1,580,737.53	\$1,756,469.70	\$2,385,638.93	\$2,917,911.93

Sabbatical Awards



	2017		2018		2019		2020		2021	
	Semester	Full Year	Semester	Full Year	Semester	Full Year	Semester	Full Year	Semester	Full Year
COAC	1	1	1		3		3		2	
COBE	3		1	1	5		3	1	1	1
COEPS	2		1	2	1	2	1	1		1
COLS	2	1	4	4	9	3	6	2	1	

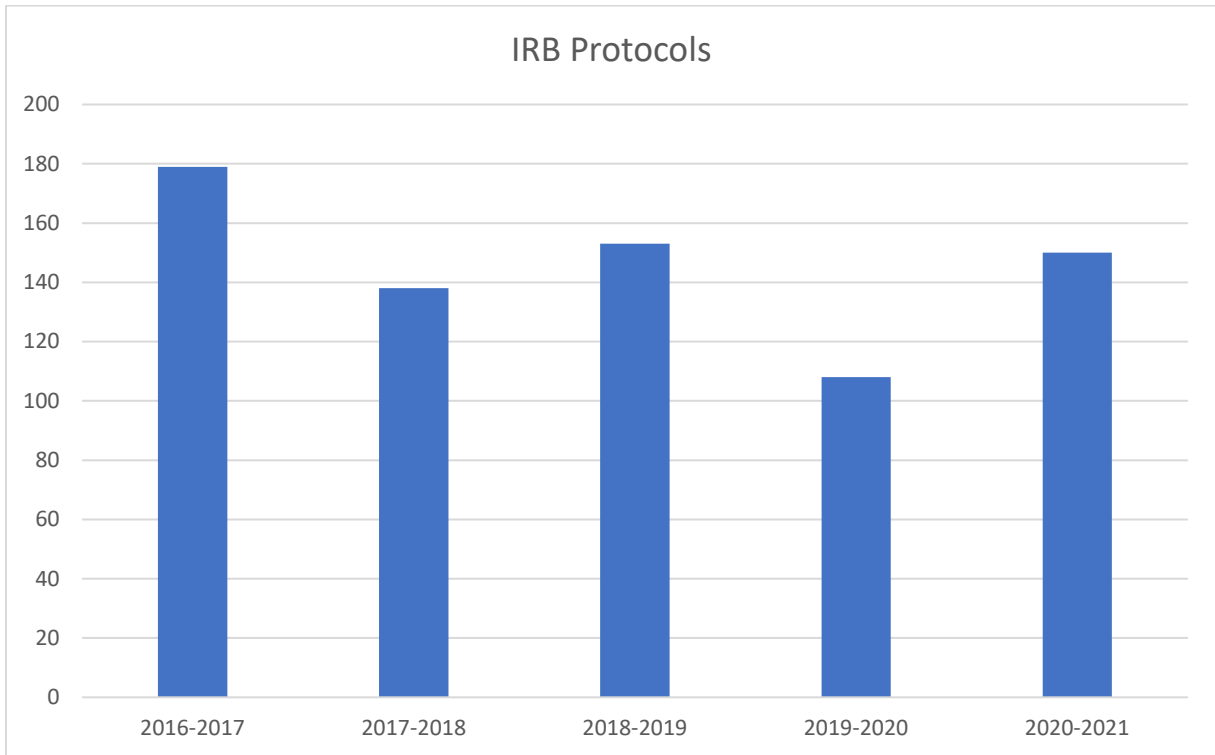
**UNIVERSITY OF WISCONSIN SYSTEM
GIFTS, GRANTS AND CONTRACTS AWARDED
FISCAL YEAR 2020-2021 (through June)**

Institution	RESEARCH & PUBLIC SERVICE								
	Total Fiscal Year to Date			Federal Fiscal Year to Date			Non Federal Fiscal Year to Date		
	2020-21	2019-20	Increase (Decrease)	2020-21	2019-20	Increase (Decrease)	2020-21	2019-20	Increase (Decrease)
Total	1,432,094,687	1,244,461,208	187,633,479	918,014,812	786,049,950	131,964,862	514,079,875	458,411,258	55,668,617
Madison	1,312,456,914	1,151,829,712	160,627,202	825,389,891	718,345,815	107,044,076	487,067,023	433,483,897	53,583,125
Milwaukee	35,971,355	52,486,861	(16,515,506)	23,322,330	40,678,679	(17,356,349)	12,649,024	11,808,181	840,843
Eau Claire	3,120,965	2,089,355	1,031,610	2,749,291	1,495,291	1,254,000	371,674	594,064	(222,390)
Green Bay	5,588,953	3,836,594	1,752,359	3,027,878	2,205,513	822,365	2,561,075	1,631,081	929,994
La Crosse	2,169,882	1,704,431	465,451	1,652,025	921,894	730,131	517,857	782,537	(264,680)
Oshkosh	1,724,277	3,656,107	(1,931,830)	1,267,347	1,954,604	(687,257)	456,930	1,701,503	(1,244,573)
Parkside	150,777	244,681	(93,904)	134,190	159,379	(25,189)	16,587	85,302	(68,715)
Platteville	1,960,578	647,310	1,313,268	1,791,989	489,000	1,302,989	168,589	158,310	10,279
River Falls	383,695	275,721	107,974	150,354	147,075	3,279	233,341	128,646	104,695
Stevens Point	6,712,974	4,735,340	1,977,634	3,166,810	2,166,575	1,000,235	3,546,164	2,568,765	977,399
Stout	2,860,465	4,664,075	(1,803,611)	1,750,850	3,688,935	(1,938,086)	1,109,615	975,140	134,475
Superior	7,047,892	2,644,805	4,403,088	6,425,584	2,473,045	3,952,539	622,308	171,759	450,549
Whitewater	2,947,354	5,548,021	(2,600,667)	925,905	4,003,742	(3,077,837)	2,021,449	1,544,279	477,170
System Administration	48,998,606	10,098,196	38,900,411	46,260,367	7,320,402	38,939,965	2,738,239	2,777,794	(39,554)

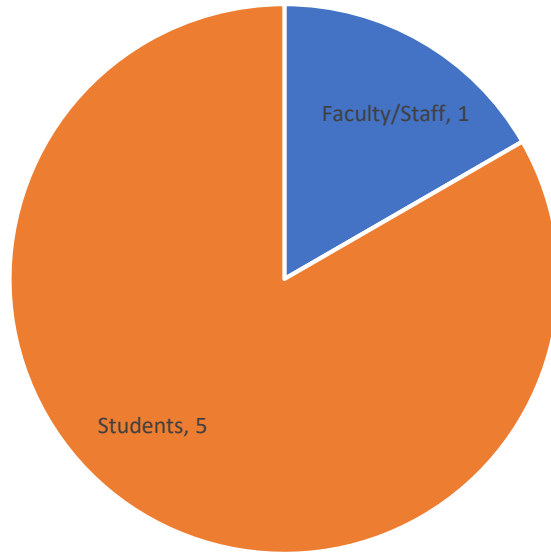
**UNIVERSITY OF WISCONSIN SYSTEM
GIFTS, GRANTS AND CONTRACTS AWARDED
FISCAL YEAR 2020-2021 (through June)**

Institution	INSTRUCTION								
	Total Fiscal Year to Date			Federal Fiscal Year to Date			Non Federal Fiscal Year to Date		
	2020-21	2019-20	Increase (Decrease)	2020-21	2019-20	Increase (Decrease)	2020-21	2019-20	Increase (Decrease)
Total	78,276,568	75,048,642	3,227,925	41,537,290	41,886,063	(348,772)	36,739,277	33,162,580	3,576,698
Madison	49,443,915	49,839,949	(396,034)	29,783,274	32,123,795	(2,340,521)	19,660,640	17,716,153	1,944,487
Milwaukee	12,046,991	10,610,966	1,436,025	1,532,575	2,649,729	(1,117,154)	10,514,415	7,961,237	2,553,179
Eau Claire	5,625,507	3,018,402	2,607,105	1,814,551	1,038,799	775,752	3,810,956	1,979,603	1,831,353
Green Bay	1,653,429	2,423,016	(769,586)	311,672	295,732	15,940	1,341,757	2,127,284	(785,526)
La Crosse	830,875	275,013	555,862	608,406	249,963	358,443	222,469	25,050	197,419
Oshkosh	6,543,225	5,530,989	1,012,236	6,543,225	5,489,040	1,054,185	0	41,949	(41,949)
Parkside	794,643	444,127	350,517	680,484	0	680,484	114,159	444,127	(329,967)
Platteville	193,421	89,445	103,975	10,000	0	10,000	183,421	89,445	93,975
River Falls	161,138	0	161,138	149,976	0	149,976	11,162	0	11,162
Stevens Point	629,248	539,453	89,795	3,942	2,811	1,131	625,306	536,643	88,664
Stout	284,407	206,215	78,192	99,185	36,194	62,991	185,222	170,021	15,201
Superior	13,465	15,493	(2,028)	0	0	0	13,465	15,493	(2,028)
Whitewater	56,304	55,575	729	0	0	0	56,304	55,575	729
System Administration	0	2,000,000	(2,000,000)	0	0	0	0	2,000,000	(2,000,000)

IRB and IACUC Activity FY 21



New Animal Research Certifications FY 21



New IACUC Protocols

