

OFFICE OF RESEARCH AND SPONSORED PROGRAMS ANNUAL REPORT



Office of Research and Sponsored Programs
Annual Report for FY 2020

Office of Research and Sponsored Programs (ORSP) at the University of Wisconsin-Whitewater is pleased to present the Annual Report of research and sponsored programs activity for FY 20. The Annual Report for FY 20 reflects university-wide activity in terms of proposals submitted and awards received from external sponsors with comparison data from the previous two years and comparative data among the University of Wisconsin System research and comprehensive universities. The Report also provides grant and contract expenditure data by division and source of support.

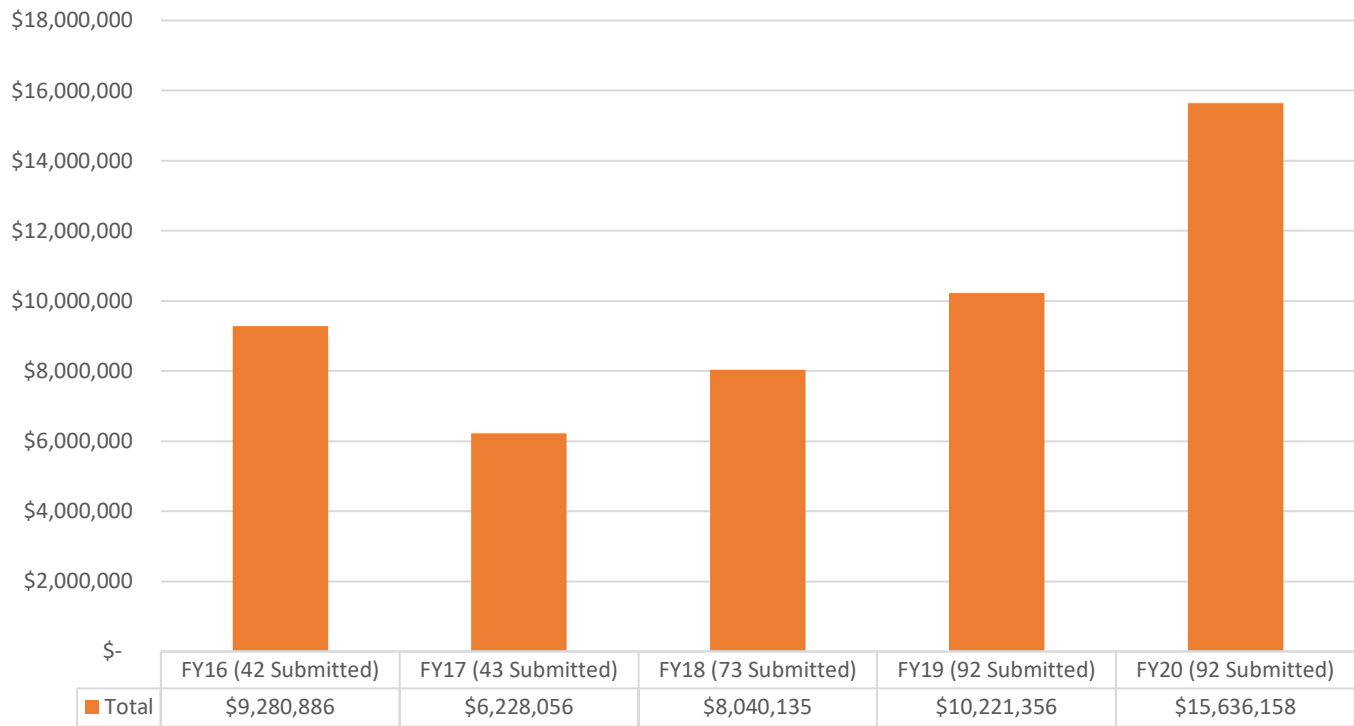
Internal university sponsored research award data are included in this report as well. Data from four internal programs reflect the university's support for scholarly and professional development initiatives. Finally, data are presented defining the levels of human subjects and animal related research activity on the campus.

ORSP extends our sincere thanks and congratulations to the many dedicated faculty, staff, and students who participated in research and sponsored program activities in FY 20. Questions and comments on the report may be sent to Dr. Carl A. Fox, Director, Office of Research and Sponsored Programs, University of Wisconsin-Whitewater, 800 W. Main St., Whitewater, WI. 53190 or foxc@uww.edu.

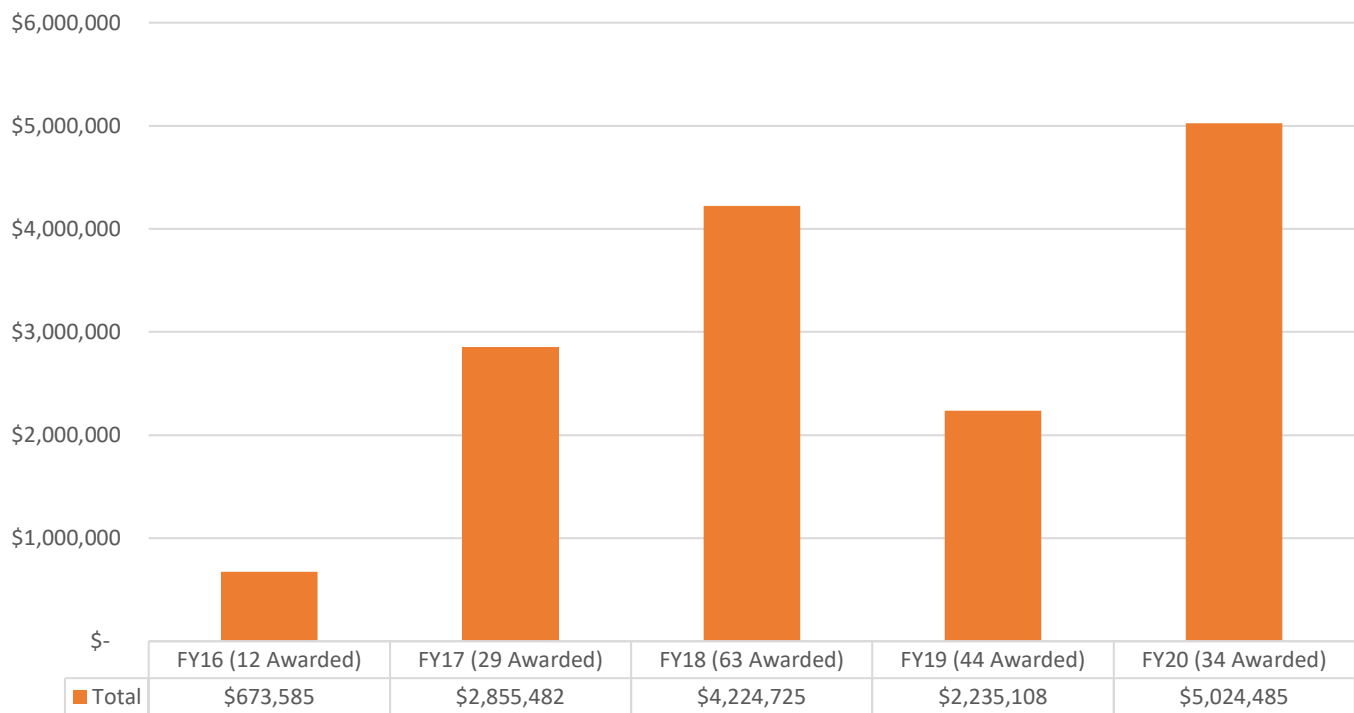
Table of Contents

Research Proposal Submissions and New Research Awards	3
Research Awards by Principal Investigator	8
Research Proposal Submissions by Principal Investigator	10
Grant and Contract Expenditures	16
Top 10 State/Private Research Sponsors	20
Top 10 Federal Research Sponsors	21
UW-Whitewater Research Awards by Principal Investigator.....	22
UW System Research and Public Service Award Comparisons	27
UW System Instruction Award Comparisons.....	28
IRB and IACUC Activity	29

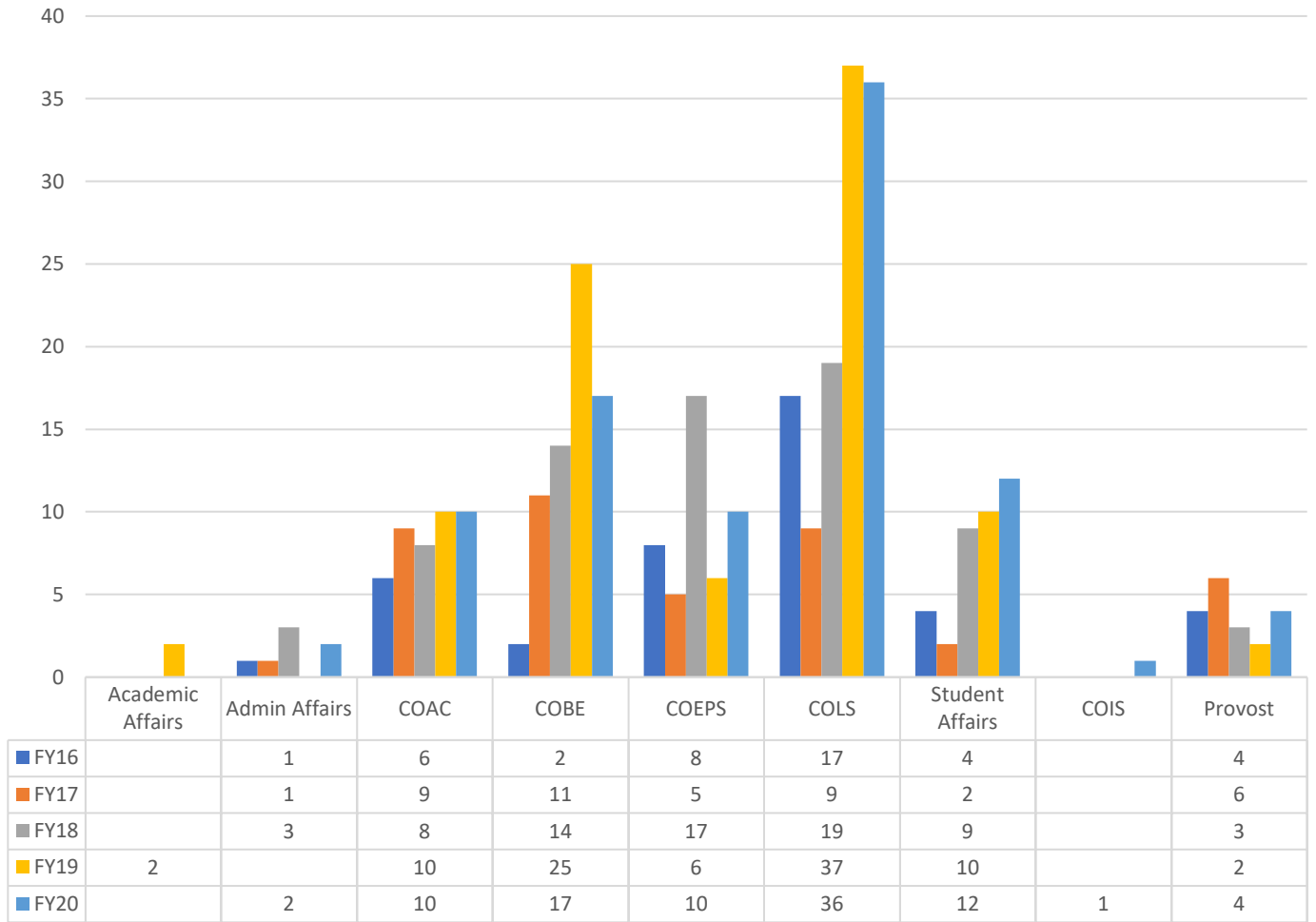
Dollar Value and Number of Research Proposal Submissions by Fiscal Year



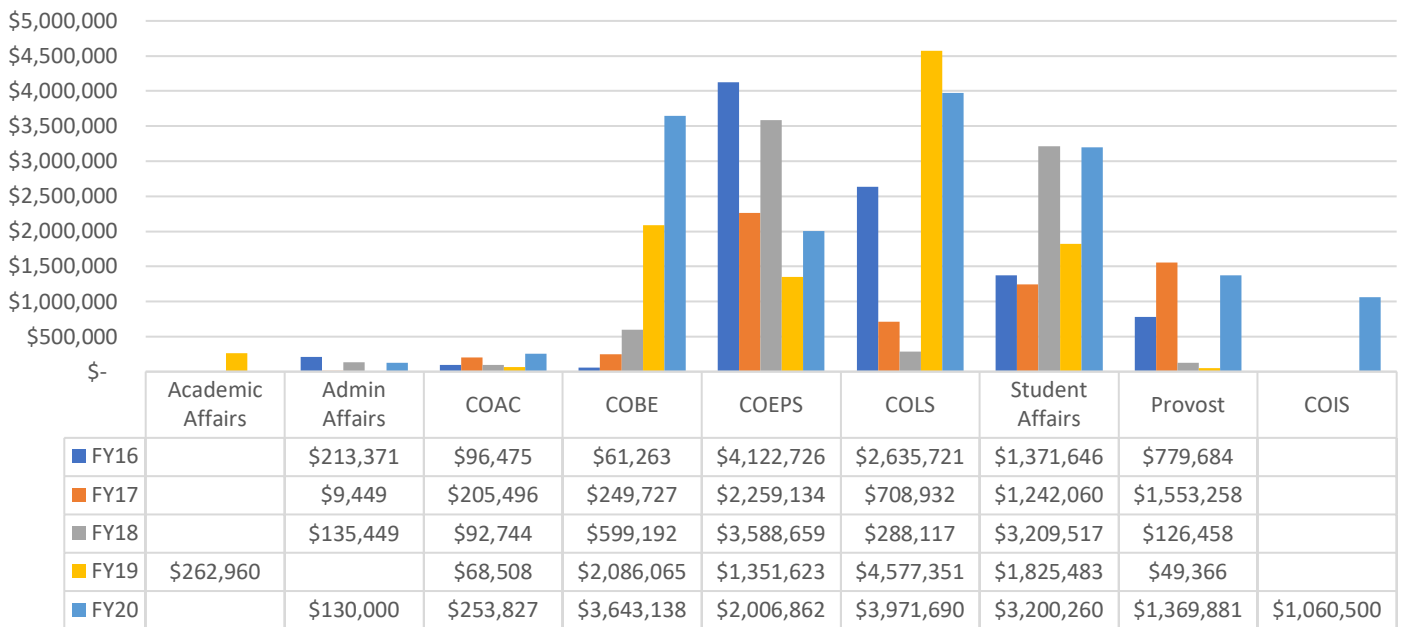
Dollar Value and Number of Research Awards



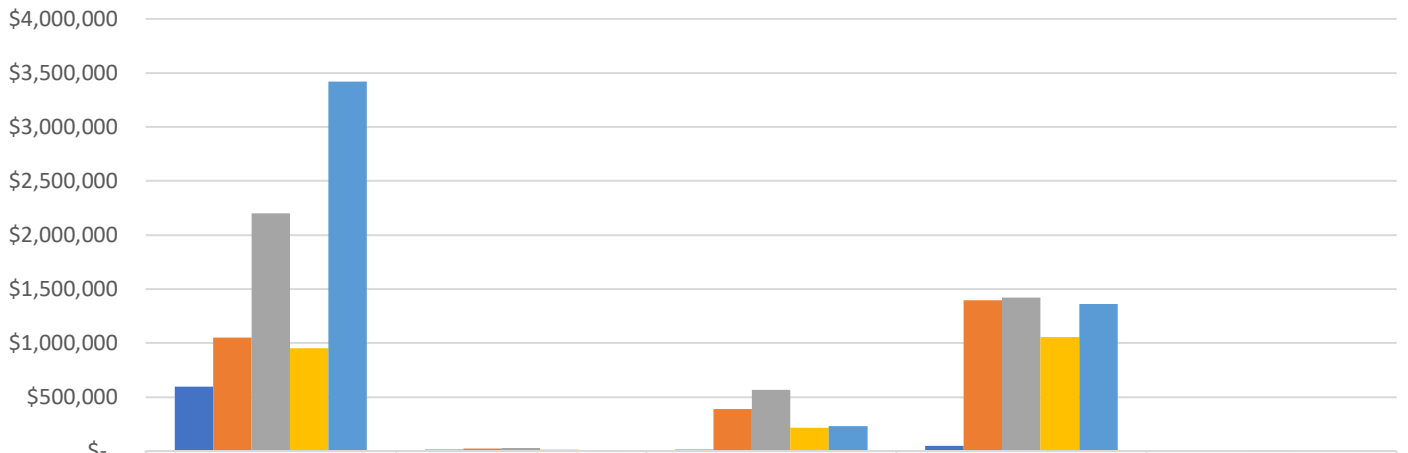
Number of Proposal Submissions by Division and Fiscal Year



Dollar Value of Submissions by Division and Year

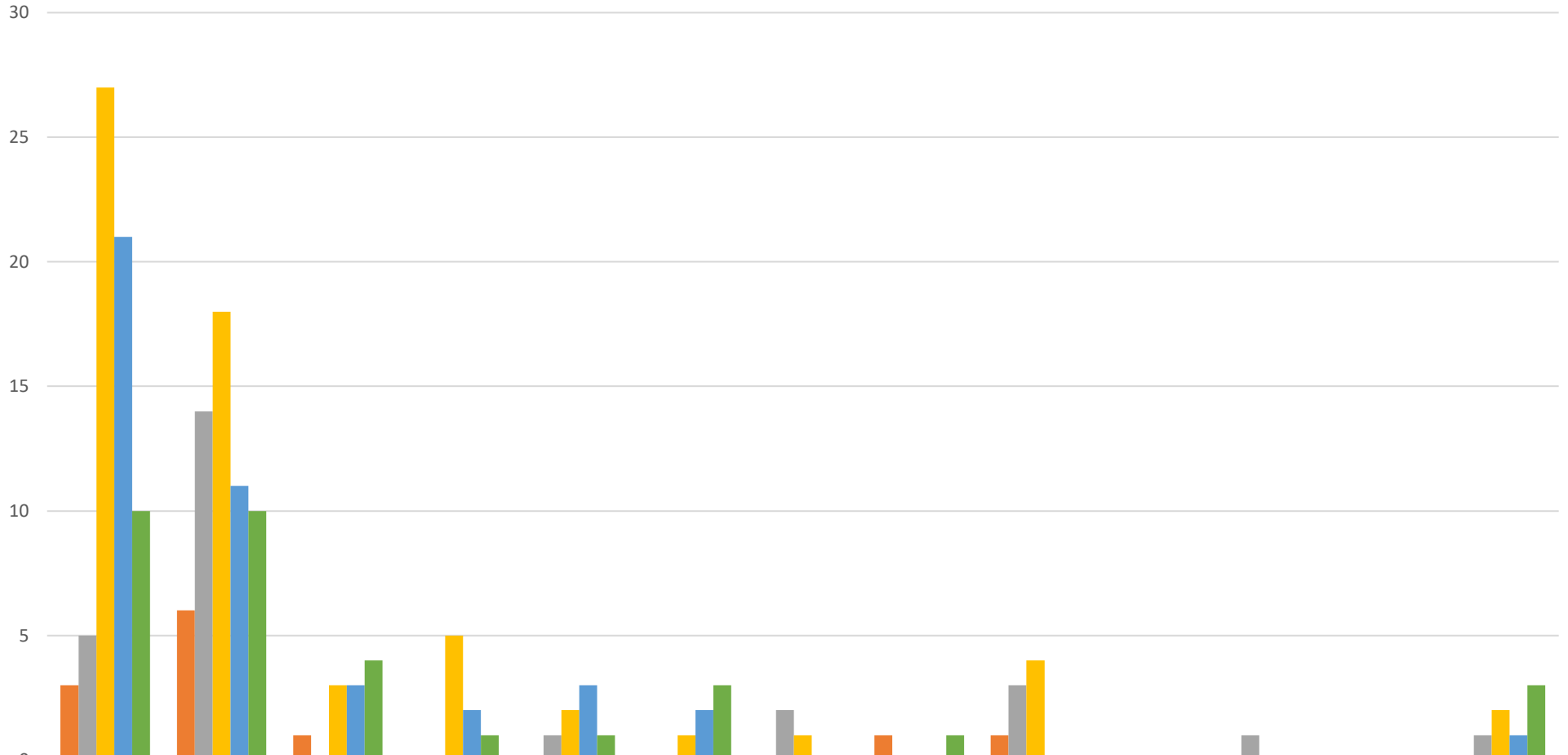


Research Award Value by Funding Type



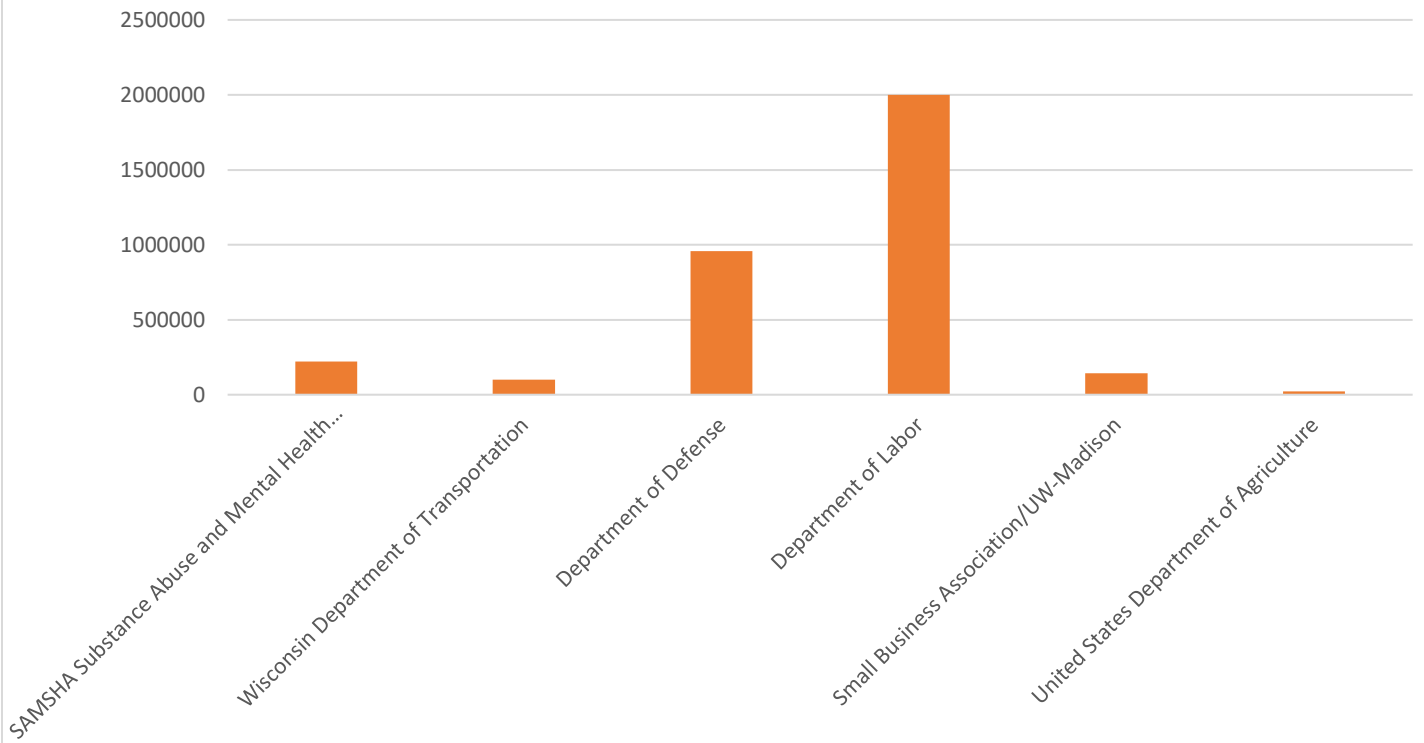
	Federal	Local	Private	State	Foreign
■ FY16	\$595,502	\$14,875	\$13,208	\$50,000	
■ FY17	\$1,050,936	\$23,700	\$386,500	\$1,394,346	
■ FY18	\$2,199,932	\$28,700	\$567,614	\$1,419,081	\$9,398
■ FY19	\$949,974	\$12,700	\$217,166	\$1,055,268	
■ FY20	\$3,421,234	\$10,415	\$233,290	\$1,359,546	

Number of Awards Broken down by Amount & Fiscal Year

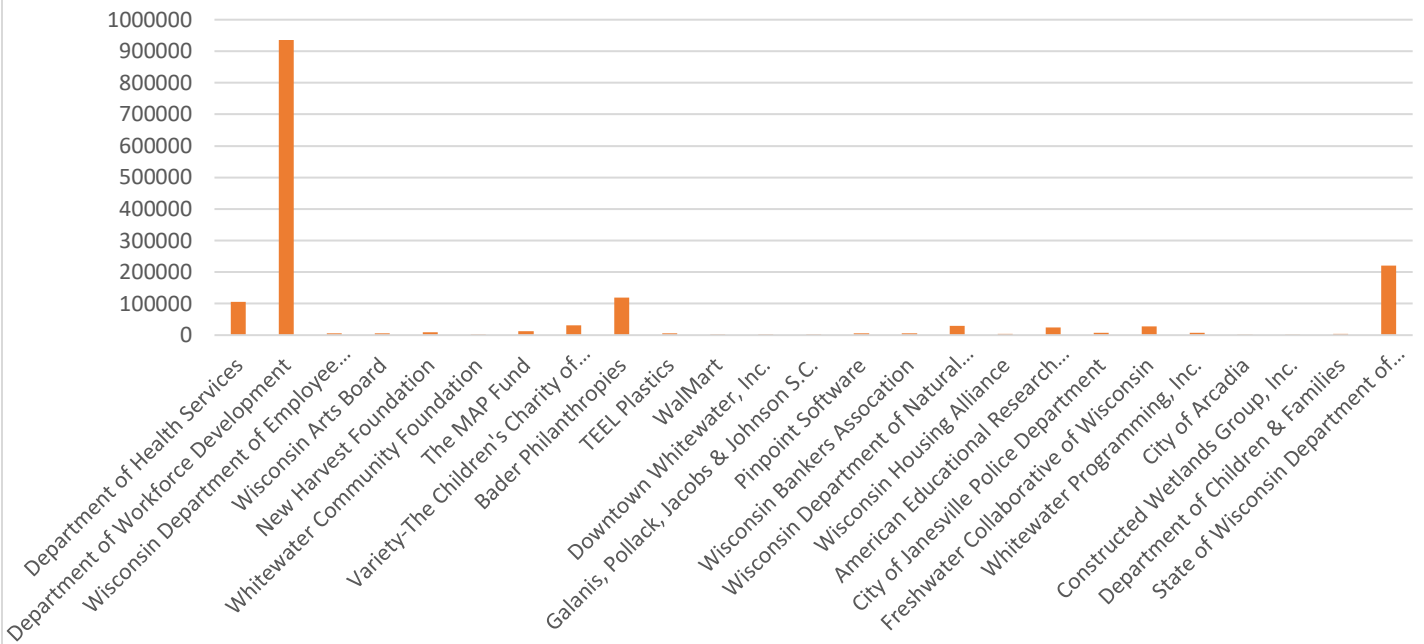


	\$0-\$5,000	\$5,001-\$25,000	\$25,001-\$50,000	\$50,001-\$75,000	\$75,001-\$100,000	\$100,001-\$150,000	\$150,001-\$200,000	\$200,001-\$250,000	\$250,001-\$300,000	\$300,001-\$400,000	\$400,001-\$500,000	\$500,001-\$600,000	Greater than \$600,001
■ FY16	3	6	1	0	0	0	0	1	1	0	0	0	0
■ FY17	5	14	0	0	1	0	2	0	3	0	1	0	1
■ FY18	27	18	3	5	2	1	1	0	4	0	0	0	2
■ FY19	21	11	3	2	3	2	0	0	0	0	0	0	1
■ FY20	10	10	4	1	1	3	0	1	0	0	0	0	3

FY20 Federal Research Awards



FY20 Non-Federal Awards



AWARDS FY20

Hartmann, Stephanie	Administrative Affairs	Human Resources & Diversity	Wisconsin Department of Employee Trust Funds	State	\$ 5,000
Dozoryst, Shannon	COAC	Young Auditorium	WalMart	Private	\$ 2,000
Dozoryst, Shannon	COAC	Young Auditorium	Whitewater Community Foundation	Private	\$ 2,000
Dozoryst, Shannon	COAC	Young Auditorium	Wisconsin Arts Board	State	\$ 5,230
Gehrenbeck, Robert	COAC	Music	The MAP Fund	Private	\$ 12,500
Buchman, Tracy	COBE	Ocup & Envir Safety & Health	Wisconsin Department of Transportation	Federal	\$ 34,101
Buchman, Tracy	COBE	Ocup & Envir Safety & Health	Wisconsin Department of Transportation	Federal	\$ 65,194
Dennis, Brian	COBE	Cybersecurity Center for Business	Department of Defense	Federal	\$ 957,424
Dennis, Brian	COBE	Cybersecurity Center for Business	Department of Labor	Federal	\$ 1,999,961
Kashian, Russell	COBE	Economics	Downtown Whitewater, Inc.	Local	\$ 2,500
Kashian, Russell	COBE	Economics	Galanis, Pollack, Jacobs & Johnson S.C.	Private	\$ 2,000
Kashian, Russell	COBE	Economics	Pinpoint Software	Private	\$ 5,000
Kashian, Russell	COBE	Economics	Wisconsin Bankers Association	Private	\$ 6,000
Kashian, Russell	COBE	Economics	United States Department of Agriculture	Federal	\$ 23,711

Kashian, Russell	COBE	Economics	Wisconsin Housing Alliance	Private	\$ 4,000
Kaufman, Kevin	COBE	Small Business Development Center	Small Business Association/UW-Madison	Federal	\$ 144,492
Miller-Swanson, Beth	COEPS	Communication Sci & Disorders	Variety-The Children's Charity of Wisconsin	Private	\$ 31,500
Peters, Scott	COEPS	Educational Foundations	American Educational Research Association	Private	\$ 25,000
Emrey, Jolly	COLS	Political Science	City of Janesville Police Department	Local	\$ 7,450
Enjik, John	COLS	Chemistry	Freshwater Collaborative of Wisconsin	State	\$ 28,421
Eshelman, Bruce	COLS	Biological Sciences	TEEL Plastics	Private	\$ 6,367
Kapfer, Joshua	COLS	Biological Sciences	Wisconsin Department of Natural Resources	State	\$ 30,000
Oster, Zachary	COLS	Computer Science	Whitewater Programming, Inc.	Private	\$ 7,815
Rowe, Jeannine	COLS	Social Work	Bader Philanthropies	Private	\$ 118,912
Tippery, Nicholas	COLS	Biological Sciences	City of Arcadia	Local	\$ 465
Tippery, Nicholas	COLS	Biological Sciences	Constructed Wetlands Group, Inc.	Private	\$ 485
Schepp, Erica	Student Affairs	Children's Center	Department of Children & Families	State	\$ 4,873
Selvick, Stephanie	Student Affairs	Career & Leadership Development	New Harvest Foundation	Private	\$ 9,711

Watson, Elizabeth/Smith, Jessica	Student Affairs	CITEE	State of Wisconsin Department of Health & Human Services	State	\$ 125,000
Watson, Elizabeth/Smith, Jessica	Student Affairs	CITEE	State of Wisconsin Department of Health & Human Services	State	\$ 16,719
Watson, Elizabeth/Smith, Jessica	Student Affairs	CITEE	State of Wisconsin Department of Health & Human Services	State	\$ 78,750
Watson, Elizabeth/Smith, Jessica	Student Affairs	CITEE	Department of Health Services	State	\$ 105,604
Watson, Elizabeth/Smith, Jessica	Student Affairs	CITEE	SAMSHA Substance Abuse and Mental Health Services	Federal	\$ 220,062
Watson, Elizabeth/Smith, Jessica	Student Affairs	CITEE	Department of Workforce Development	State	\$ 936,238
					\$ 5,024,485

SUBMISSIONS					
PI	Unit	Department	Sponsor	Funding Level	Proposed Amount
Hartmann, Stephanie	Admin. Affairs	Human Resources & Diversity	Wisconsin Department of Employee Trust Funds	State	\$ 5,000
Kiederlen, Matthew	Admin. Affairs	Police Department	Community Oriented Policing Services	Federal	\$ 125,000
Dozoryst, Shannon	COAC	Young Auditorium	Arts Midwest Touring Fund	Private	\$ 1,190
Dozoryst, Shannon	COAC	Young Auditorium	Forward Janesville	Private	\$ 1,500
Dozoryst, Shannon	COAC	Young Auditorium	National Endowment for the Arts	Federal	\$ 50,000
Dozoryst, Shannon	COAC	Young Auditorium	National Endowment for the Arts	Federal	\$ - (dollar amt is not a part of request)
Dozoryst, Shannon	COAC	Young Auditorium	National Endowment for the Arts	Federal	\$ 15,000
Dozoryst, Shannon	COAC	Young Auditorium	National Endowment for the Humanities	Federal	\$ 136,407
Dozoryst, Shannon	COAC	Young Auditorium	WalMart	Private	\$ 2,000
Dozoryst, Shannon	COAC	Young Auditorium	Whitewater Community Foundation	Private	\$ 2,000
Dozoryst, Shannon	COAC	Young Auditorium	Wisconsin Arts Board	State	\$ 5,230
Gehrenbeck, Robert	COAC	Music	The MAP Fund	Private	\$ 40,500
Arias, Oscar	COBE	Ocup & Envir Safety & Health	National Institute for Occupational Safety & Health	Federal	\$ 19,953
Basu, Suvojit	COBE	IT Supply Chain Management	Rockefeller Foundation	Private	\$ 200,000

Basu, Suvojit	COBE	IT Supply Chain Management	University of Wisconsin-System	State	\$ 50,000
Basu, Suvojit	COBE	IT Supply Chain Management	Wisconsin Economic Development Corporation	State	\$ 15,000
Buchman, Tracy	COBE	Ocup & Envir Safety & Health	Wisconsin Department of Transportation	Federal	\$ 34,101
Buchman, Tracy	COBE	Ocup & Envir Safety & Health	Wisconsin Department of Transportation	Federal	\$ 65,194
Dennis, Brian	COBE	Cybersecurity Center for Business	Department of Defense	Federal	\$ 957,424
Dennis, Brian	COBE	Cybersecurity Center for Business	Department of Labor	Federal	\$ 1,999,961
Huels, Brian	COBE	Accounting	Internal Revenue Service	Federal	\$ 15,147
Kashian, Russell	COBE	Economics	Downtown Whitewater, Inc.	Local	\$ 2,500
Kashian, Russell	COBE	Economics	Galanis, Pollack, Jacobs & Johnson S.C.	Private	\$ 2,000
Kashian, Russell	COBE	Economics	Pinpoint Software	Private	\$ 5,000
Kashian, Russell	COBE	Economics	Wisconsin Bankers Association	Private	\$ 6,000
Kashian, Russell	COBE	Economics	United States Department of Agriculture	Federal	\$ 23,711
Kashian, Russell	COBE	Economics	Wisconsin Department of Natural Resources	State	\$ 98,655
Kashian, Russell	COBE	Economics	Wisconsin Housing Alliance	Private	\$ 4,000

Kaufman, Kevin	COBE	Small Business Development Center	Small Business Association/UW-Madison	Federal	\$ 144,492
Bergstrand Othman, Lama	COEPS	Special Education	Department of Education	Federal	\$ 1,133,198
Cushing-Leubner, Jenna	COEPS	Curriculum & Instruction	Spencer Foundation	Private	\$ 49,700
Cushing-Leubner, Jenna	COEPS	Curriculum & Instruction	Spencer Foundation	Private	\$ 155,023
Hatch, Kelly	COEPS	Curriculum & Instruction	Environmental Protection Agency	Federal	\$ 50,909
Kartal, Ozgul	COEPS	Curriculum & Instruction	National Science Foundation	Federal	\$ 110,806
Linzmeier, Kristen	COEPS	Curriculum & Instruction	Kikkoman Food Foundation	Private	\$ 50,000
Miller-Swanson, Beth	COEPS	Communication Sci & Disorders	Variety-The Children's Charity of Wisconsin	Private	\$ 31,500
Peters, Scott	COEPS	Educational Foundations	American Educational Research Association	Private	\$ 25,000
Peters, Scott	COEPS	Educational Foundations	Department of Education	Federal	\$ 371,139
Peters, Scott	COEPS	Educational Foundations	Wisconsin Department of Public Instruction	State	\$ 29,587
Janiak, Julie	COIS		Department of Education	Federal	\$ 1,060,500
Bhattacharyya, Prajukti	COLS	Geography, Geology & Env Sci	National Science Foundation	Federal	\$ 371,097
Bhattacharyya, Prajukti	COLS	Geography, Geology & Env Sci	Spencer Foundation	Private	\$ 49,998
Bhattacharyya, Prajukti	COLS	Geography, Geology & Env Sci	University of Wisconsin-System	State	\$ 50,002
Chan, Catherine	COLS	Chemistry/Bio. Sciences	National Association of System Heads	Private	\$ 5,000

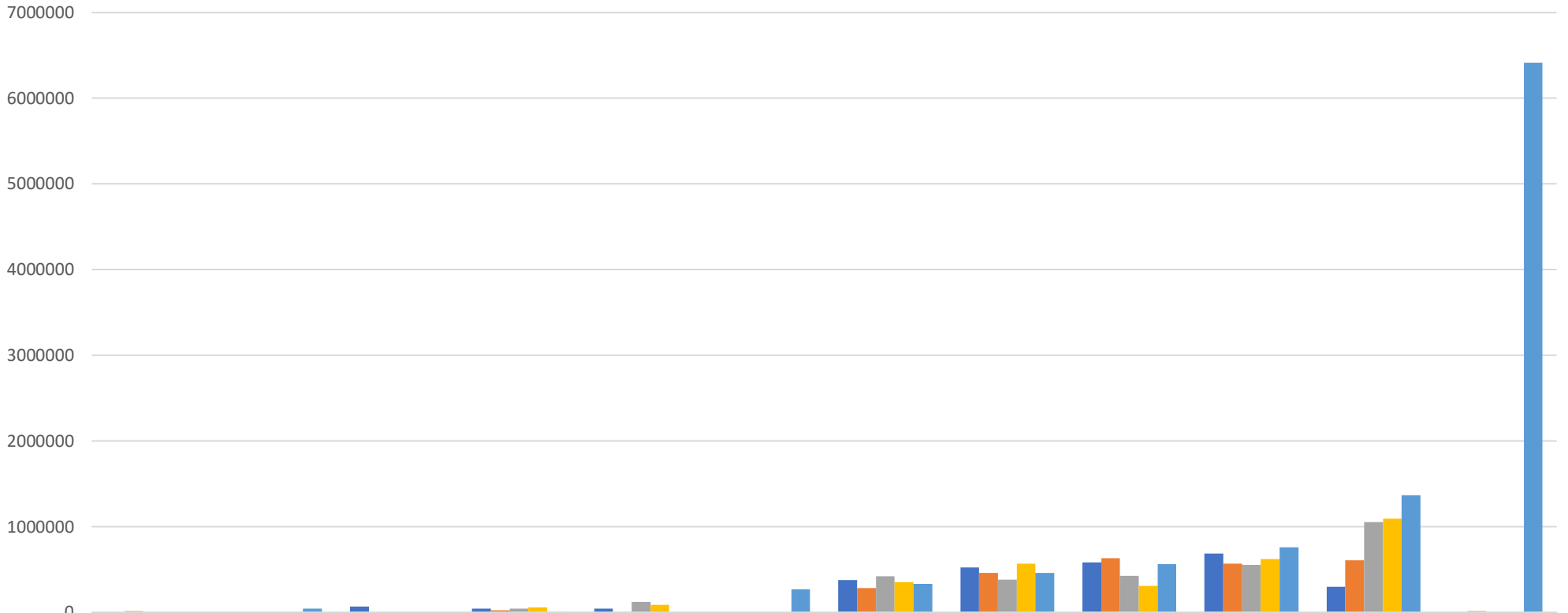
Duchesne-Onoro, Rocio	COLS	Geography, Geology & Env Sci	National Aeronautics and Space Administration	Federal	\$ 10,000
Emrey, Jolly	COLS	Political Science	City of Janesville Police Department	Local	\$ 7,450
Enjik, John	COLS	Chemistry	Freshwater Collaborative of Wisconsin	State	\$ 28,421
Eshelman, Bruce	COLS	Biological Sciences	TEEL Plastics	Private	\$ 6,367
Ganguly, Arnab	COLS	Computer Science	National Science Foundation	Federal	\$ 174,957
Ghosh, Aditi	COLS	Mathematics	Freshwater Collaborative of Wisconsin	State	\$ 9,416
Ghosh, Aditi	COLS	Mathematics	National Science Foundation	Federal	\$ 38,727
Hajdik, Anna	COLS	Languages & Literature	Tommy G Thompson Center on Public Leadership	State	\$ 15,100
Huss-Lederman, Susan	COLS	Languages & Literature	Department of State	Federal	\$ 109,743
Jaffe, James	COLS	History	National Science Foundation	Federal	\$ 277,907
Jha, Aruna	COLS	Social Work	National Institutes of Health	Federal	\$ 203,188
Kapfer, Joshua	COLS	Biological Sciences	Wisconsin Department of Natural Resources	State	\$ 30,000
Lee, Sungchul	COLS	Computer Science	National Institutes of Health	Federal	\$ 74,289
Levas, Steven	COLS	Biological Sciences/Geograph	Department of the Interior	Federal	\$ 40,625

		y, Geology & Env Sci			
Levas, Steven	COLS	Biological Sciences/Geography, Geology & Env Sci	Freshwater Collaborative of Wisconsin	State	\$ 33,998
Lisberg, Anneke	COLS	Biological Sciences	National Institute of Food and Agriculture	Federal	\$ 179,884
Lisberg, Anneke	COLS	Biological Sciences	Spencer Foundation	Private	\$ 49,490
Lisberg, Anneke	COLS	Biological Sciences	Spencer Foundation	Private	\$ 497,779
Oster, Zachary	COLS	Computer Science	National Science Foundation	Federal	\$ 97,537
Oster, Zachary	COLS	Computer Science	Whitewater Programming, Inc.	Private	\$ 7,815
Parys, Jodie	COLS	Languages & Literature	National Endowment for the Humanities	Federal	\$ 299,993
Prock, Kristen	COLS	Social Work	Brotz Family Foundation	Private	\$ 13,398
Prock, Kristen	COLS	Social Work	Reiman Foundation	Private	\$ 11,340
Ralston, Jonah	COLS	Political Science	Tommy Thompson Center	State	\$ 19,930
Reinhart, David	COLS	Philosophy & Religious Studies	Spencer Foundation	Private	\$ 49,685
Rowe, Jeannine	COLS	Social Work	State of Wisconsin	State	\$ 346,727
Rowe, Jeannine	COLS	Social Work	TimeSlips/UW-Madison	Private	\$ 25,005
Sun, Haijian	COLS	Computer Science	WiSys	State	\$ 49,987
Tippery, Nicholas	COLS	Biological Sciences	City of Arcadia	Local	\$ 465
Tippery, Nicholas	COLS	Biological Sciences	Constructed Wetlands Group, Inc.	Private	\$ 485
Yavuzcetin, Ozgur	COLS	Physics	Fastgrants.org	Private	\$ 45,000

Yavuzcetin, Ozgur	COLS	Physics	National Science Foundation	Federal	\$ 740,885
Weber, Nicole	ICIT	Learning Technology Center	Institute of Education Sciences	Federal	\$ 36,749
Motszko, Jennifer	Provost	University Library	National Endowment for the Humanities	Federal	\$ 63,982
Toms, Ozalle	SDES	SDES	Department of Education	Federal	\$ 1,265,150
Warren, Pamela	SDES	Precollege Programs	North Central Sustainable Agriculture Research & Education	State	\$ 4,000
Foley, Hannah	Student Affairs	Health Center	Office on Violence Against Women	Federal	\$ 295,376
Schepp, Erica	Student Affairs	Children's Center	Department of Children & Families	State	\$ 4,873
Selvick, Stephanie	Student Affairs	Career & Leadership Development	New Harvest Foundation	Private	\$ 9,711
Watson, Elizabeth/Smith, Jessica	Student Affairs	CITEE	Bureau of Justice Assistance	Federal	\$ 697,927
Watson, Elizabeth/Smith, Jessica	Student Affairs	CITEE	State of Wisconsin Department of Health & Human Services	State	\$ 125,000
Watson, Elizabeth/Smith, Jessica	Student Affairs	CITEE	State of Wisconsin Department of Health & Human Services	State	\$ 16,719

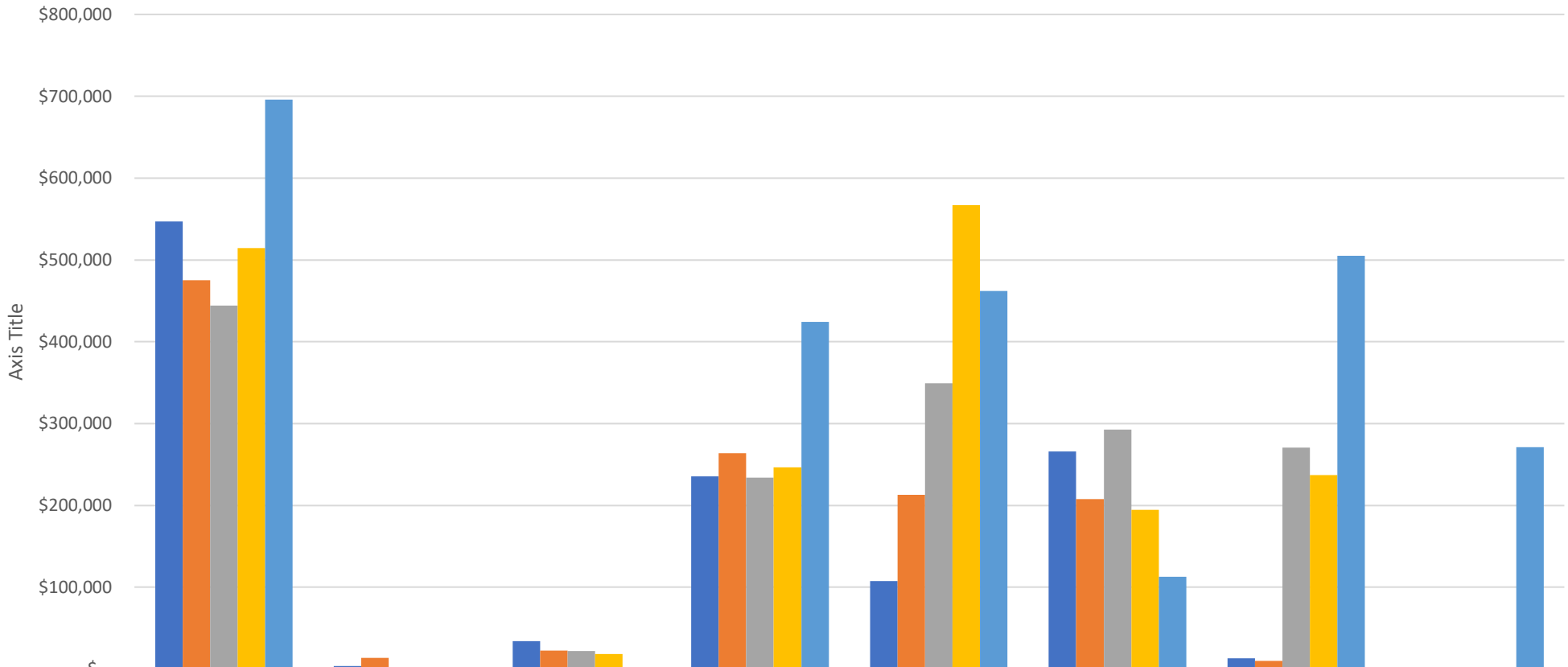
Watson, Elizabeth/Smith, Jessica	Student Affairs	CITEE	State of Wisconsin Department of Health & Human Services	State	\$ 78,750
Watson, Elizabeth/Smith, Jessica	Student Affairs	CITEE	State of Wisconsin Department of Health & Human Services	State	\$ 410,000
Watson, Elizabeth/Smith, Jessica	Student Affairs	CITEE	State of Wisconsin Department of Health & Human Services	State	\$ 300,000
Watson, Elizabeth/Smith, Jessica	Student Affairs	CITEE	Department of Health Services	State	\$ 105,604
Watson, Elizabeth/Smith, Jessica	Student Affairs	CITEE	Department of Workforce Development	State	\$ 936,238
Watson, Elizabeth/Smith, Jessica	Student Affairs	CITEE	SAMSHA Substance Abuse and Mental Health Services	Federal	\$ 220,062
					\$ 15,636,158

Total Research Expenditures by Division



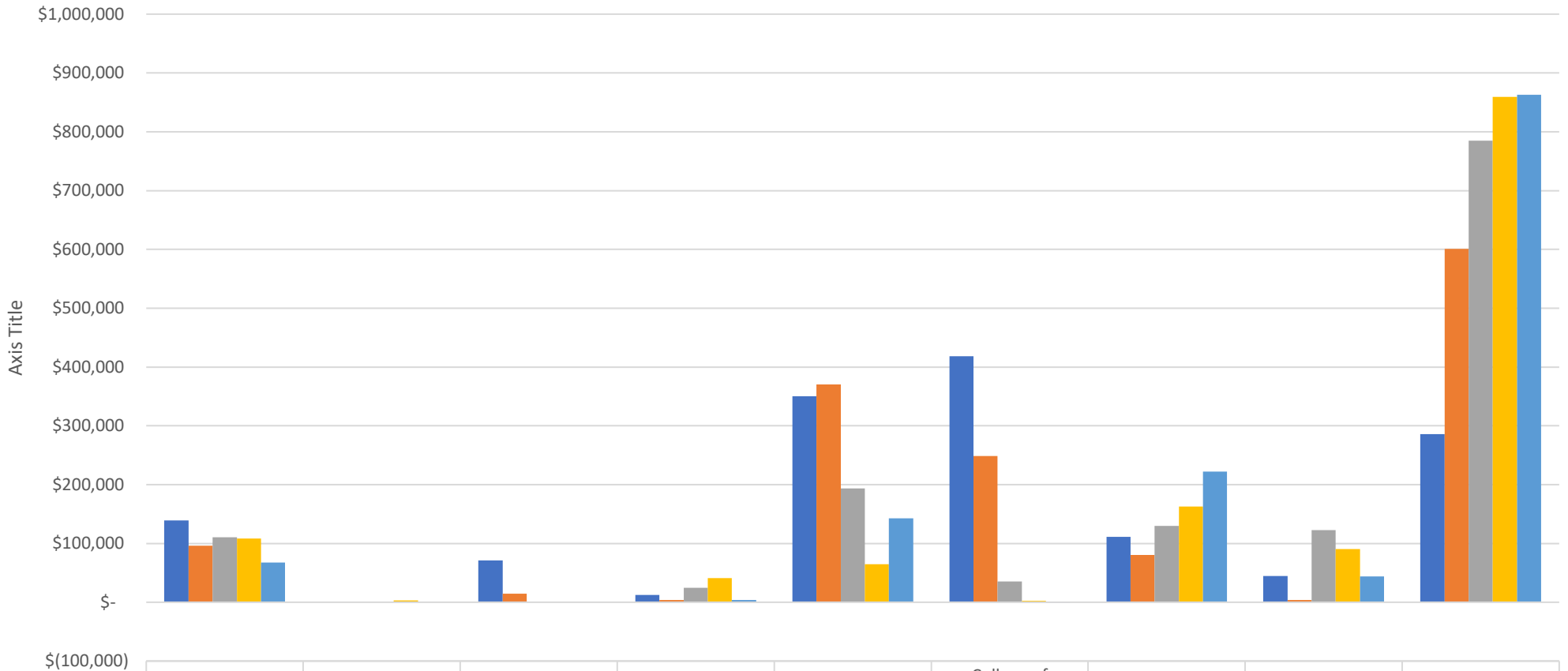
	General Education Admin	Graduate Studies & Continuing Education	Chancellor's Office	College of Arts & Communication	Grad Studies & Continuing Education	College of Integrated Studies	College of Letters & Science	College of Education & Professional Studies	College of Business & Economics	Academic Affairs	Student Affairs	Administrative Affairs
■ 2016			\$71,449	\$46,514	\$44,704		\$377,122	\$525,607	\$585,835	\$685,872	\$299,259	\$4,486
■ 2017	\$14,402			\$26,330	\$4,119		\$288,020	\$461,946	\$634,077	\$570,840	\$610,731	\$14,018
■ 2018				\$46,713	\$122,522		\$422,366	\$384,148	\$427,427	\$554,650	\$1,055,529	\$629
■ 2019				\$59,843	\$90,349		\$356,745	\$568,762	\$310,882	\$622,621	\$1,096,388	\$3,898
■ 2020		\$43,752		\$5,198		\$270,872	\$334,883	\$461,843	\$567,295	\$763,192	\$1,367,777	\$6,413,315

Total Federal Research Expenditures by Division



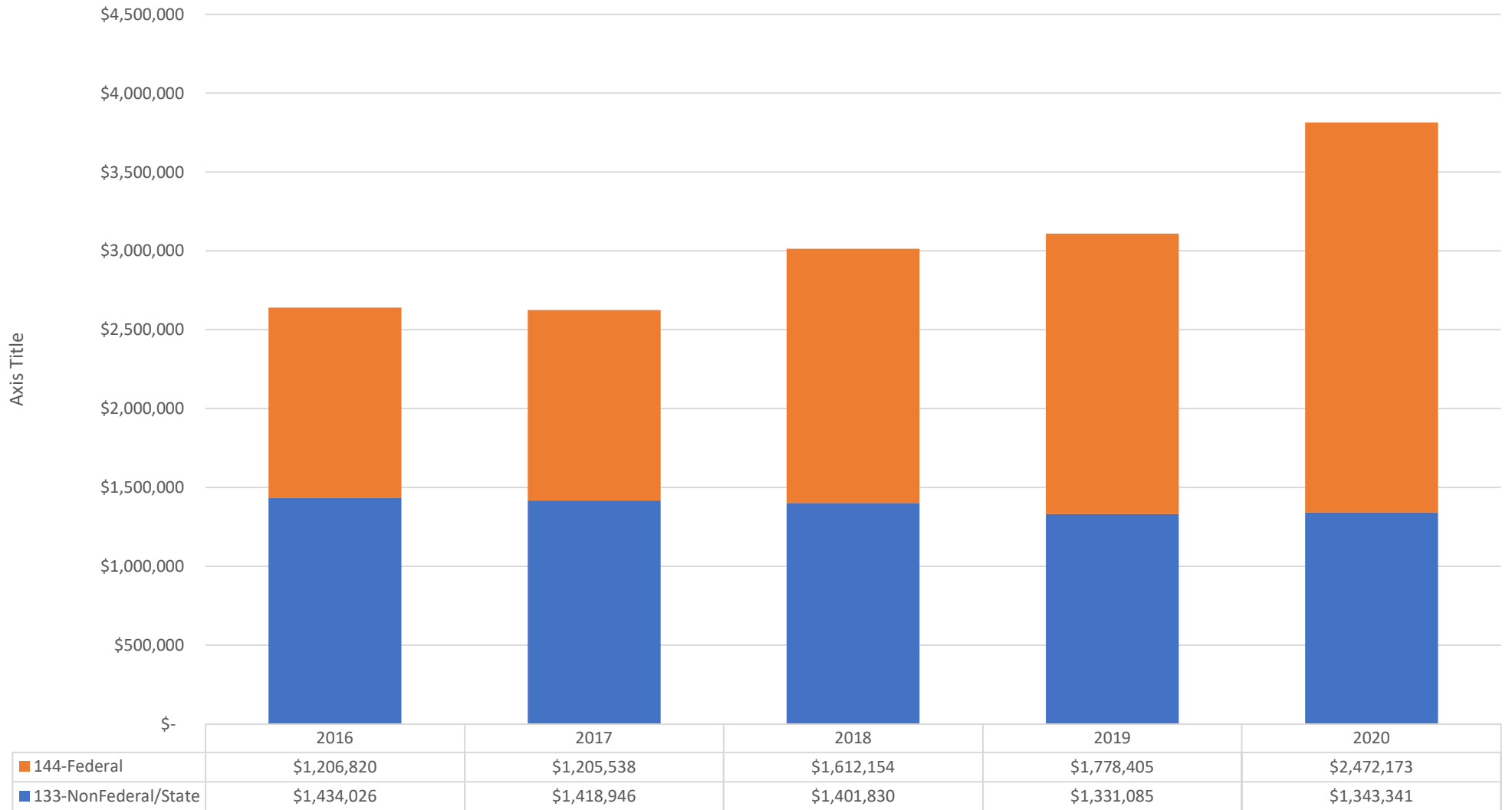
	Academic Affairs	Administrative Affairs	College of Arts & Communication	College of Business & Economics	College of Education & Professional Studies	College of Letters & Science	Student Affairs	College of Integrated Studies
■ 2016	\$546,931	\$3,895	\$34,140	\$235,620	\$107,264	\$265,823	\$13,147	
■ 2017	\$474,935	\$13,449	\$22,330	\$263,902	\$213,056	\$207,737	\$10,128	
■ 2018	\$444,045		\$22,230	\$233,611	\$349,144	\$292,666	\$270,457	
■ 2019	\$514,606	\$1,000	\$18,570	\$246,432	\$566,632	\$194,344	\$236,821	
■ 2020	\$695,954		\$1,149	\$424,385	\$461,853	\$112,822	\$505,138	\$270,872

Total Non-Federal Grant Expenditures by Divison

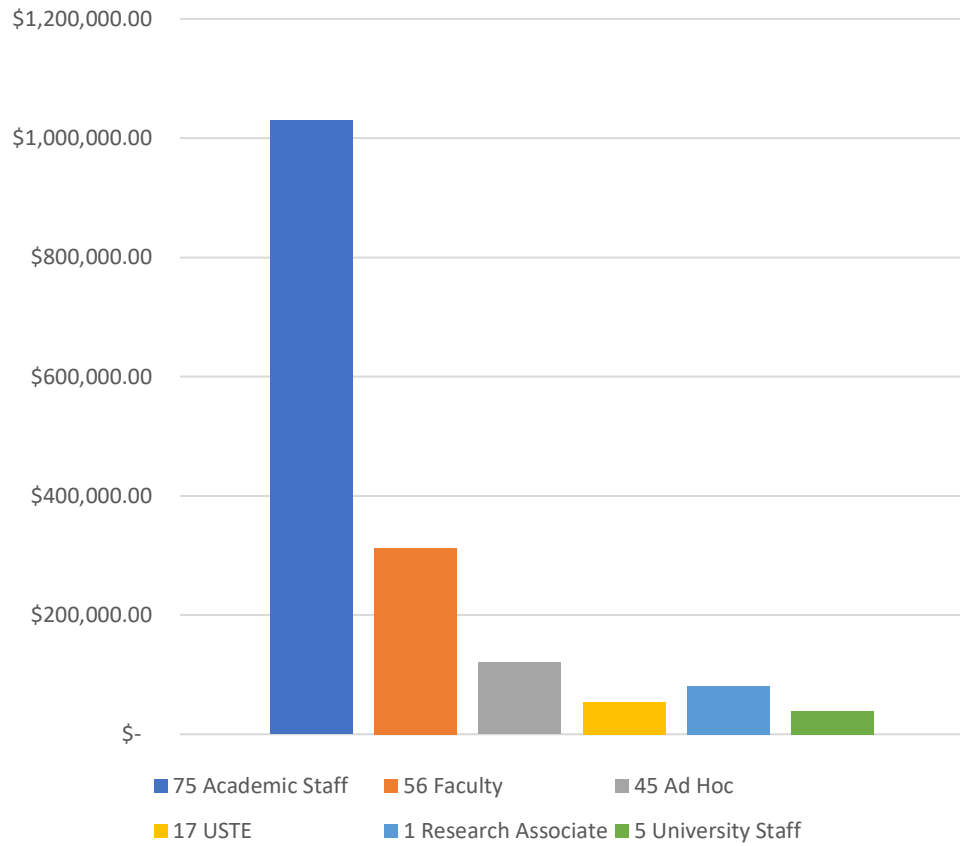


	Academic Affairs	Administrative Affairs	Chancellor's Office	College of Arts & Communication	College of Business & Economics	College of Education & Professional Studies	College of Letters & Science	Graduate Studies & Continuing Education	Student Affairs
■ 2016	\$138,940	\$591	\$71,449	\$12,374	\$350,215	\$418,343	\$111,299	\$44,704	\$286,112
■ 2017	\$95,905	\$569	\$14,402	\$4,000	\$370,174	\$248,891	\$80,283	\$4,119	\$600,603
■ 2018	\$110,605	\$629		\$24,483	\$193,816	\$35,004	\$129,700	\$122,522	\$785,072
■ 2019	\$108,015	\$2,898		\$41,273	\$64,451	\$2,130	\$162,401	\$90,349	\$859,568
■ 2020	\$67,238	\$702		\$4,049	\$142,910	\$(10)	\$222,061	\$43,752	\$862,639

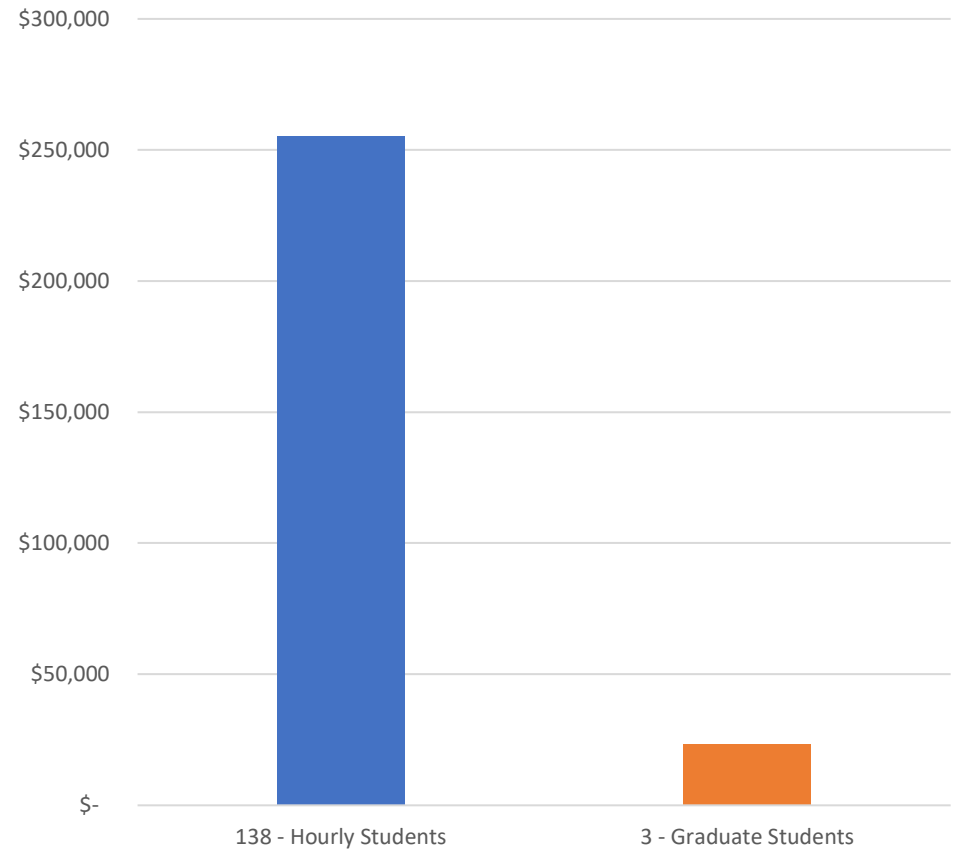
Total Research Expenditures per Fiscal Year



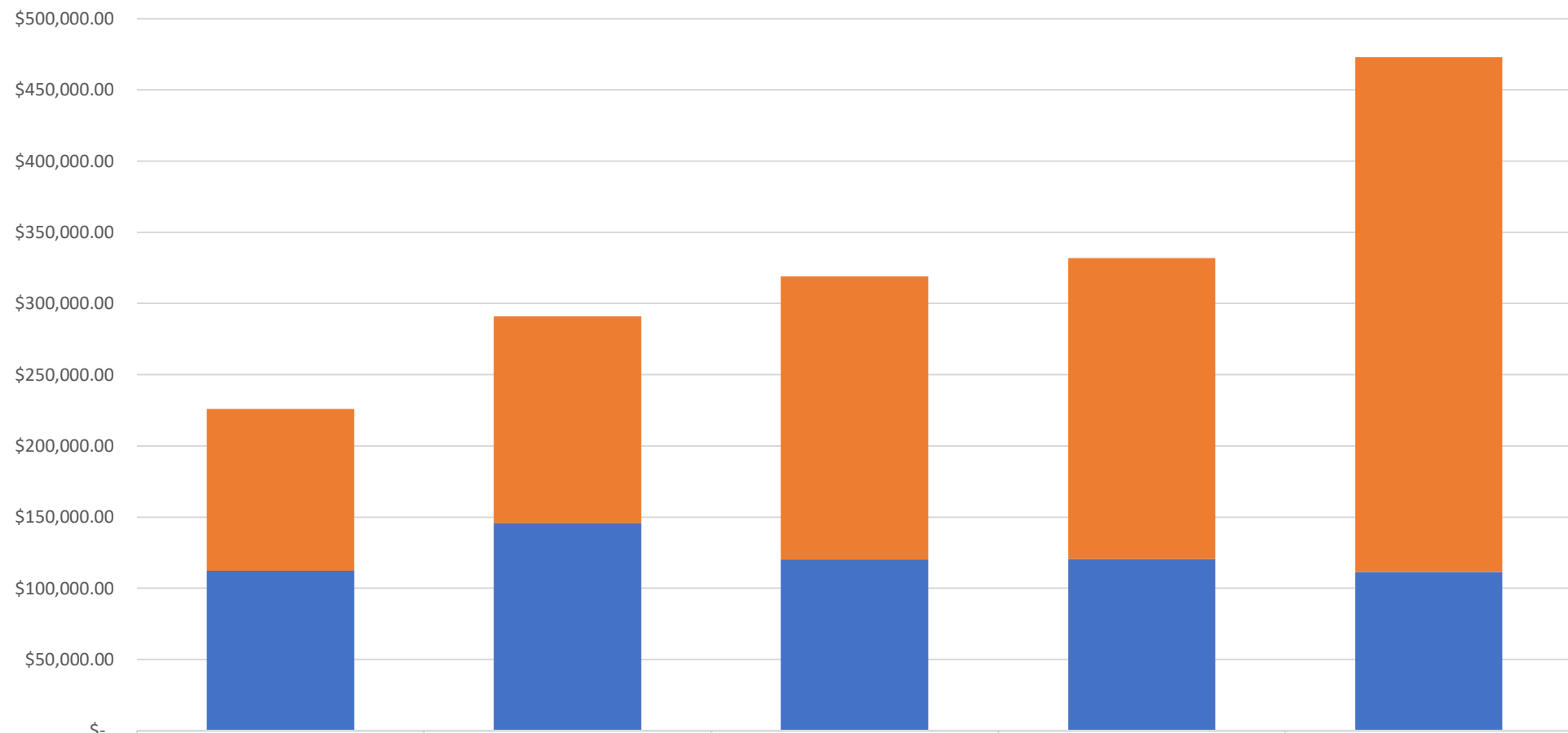
FY2020 Faculty & Staff Payroll Expenditures



FY2020 Student Payroll Expenditures



Indirect Revenue



	2016	2017	2018	2019	2020
Indirect Revenue					
■ 144	\$113,791.96	\$144,934.20	\$198,959.48	\$211,141.18	\$361,329.87
■ 133	\$112,257.45	\$146,005.79	\$120,214.13	\$120,675.79	\$111,529.32

TOP TEN 133 EXPENDITURES- STATE/PRIVATE FUNDING	FY16	FY17	FY18	FY19	FY20
WI DWD Total		\$265,600.64	\$620,156.98	\$767,783.80	\$678,095.90
WI DHS Total	\$271,285.67	\$355,542.56	\$140,685.24	\$92,546.94	\$152,090.30
Bader Philanthropies				\$33,656.60	\$98,044.22
Wisconsin BLN					\$59,443.51
Great Lakes Higher Education Total	\$41,613.81		\$143,653.51	\$131,391.59	\$49,671.05
WI DPI Total	\$137,990.15	\$100,888.15	\$103,632.57	\$77,401.52	\$46,201.53
Variety The Children's Charity					\$23,711.07
Department of Natural Resources				\$12,268.11	\$18,511.50
Department of Children and Families					\$14,174.97
Fund for Wisconsin Scholars					\$10,703.35
USASBE Total	\$68,751.60	\$85,174.72	\$98,452.56	\$34,344.37	
Institute of International Education				\$30,709.63	
National Association of System Heads				\$19,652.38	
The Nature Conservancy			\$13,288.55	\$12,459.62	
NCAA Total		\$14,569.03			
Margaret A Cargill Foundation Total	\$331,901.54	\$154,176.29	\$25,726.24		
The Water Council			\$23,271.91	\$11,987.05	
Standard Process, Inc Total		\$26,701.36			
WI Technology Initiative Total	\$45,095.40				
Janesville School District Total	\$44,704.34				
Kellogg Foundation Total	\$162,538.34	\$238,331.10			
Common Wealth Fund Total	\$47,591.75	\$20,032.92			
WECA Total	\$39,159.90	\$79,995.79			
Interactive Degree Planner			\$49,667.36		
American Psychological Association			\$13,680.00		
	\$877,733.02	\$719,869.36	\$327,719.19	\$198,822.68	\$113,302.42

TOP TEN 144 EXPENDITURES-FEDERAL FUNDING	FY16	FY17	FY18	FY19	FY20
US Dept of Ed Total	\$653,222.18	\$641,139.65	\$539,745.72	\$588,737.79	\$921,569.54
SBA Total	\$136,081.29	\$152,450.91	\$165,309.79	\$144,209.08	\$136,607.94
NSF Total	\$103,146.06	\$85,950.43	\$65,311.09	\$37,043.12	\$85,587.91
Dept of Transportation Total	\$91,670.46	\$124,900.48	\$68,301.57	\$63,978.30	\$89,938.75
NEA Total	\$29,000.00	\$22,330.00			
USDA Total	\$13,146.77		\$23,586.33	\$18,593.90	
DHHS, National Institute of Health Total	\$73,083.58	\$41,926.35	\$34,075.99		
Dept of Health & Human Services Total	\$22,458.19		\$459,207.32	\$591,016.63	\$591,996.24
NASA Total	\$17,984.12	\$25,962.36	\$140,386.03	\$140,261.45	\$37,958.69
Office of Naval Research Total	\$40,325.27	\$42,382.41	\$52,892.76		
DHHS, Administration for Children & Families Total		\$45,297.38			
Space Telescope Science Institute Total		\$17,777.04			
Corporation for National and Community Service			\$31,920.93	\$119,662.47	\$83,545.09
National Oceanic & Atmospheric Adm				\$34,396.96	
Department of Labor					\$102,490.65
Department of Defense					\$86,338.98
SAMSHA					\$249,605.14
National Endowment for the Arts				\$18,570.00	
	\$1,180,117.92	\$1,200,117.01	\$1,580,737.53	\$1,756,469.70	\$2,385,638.93

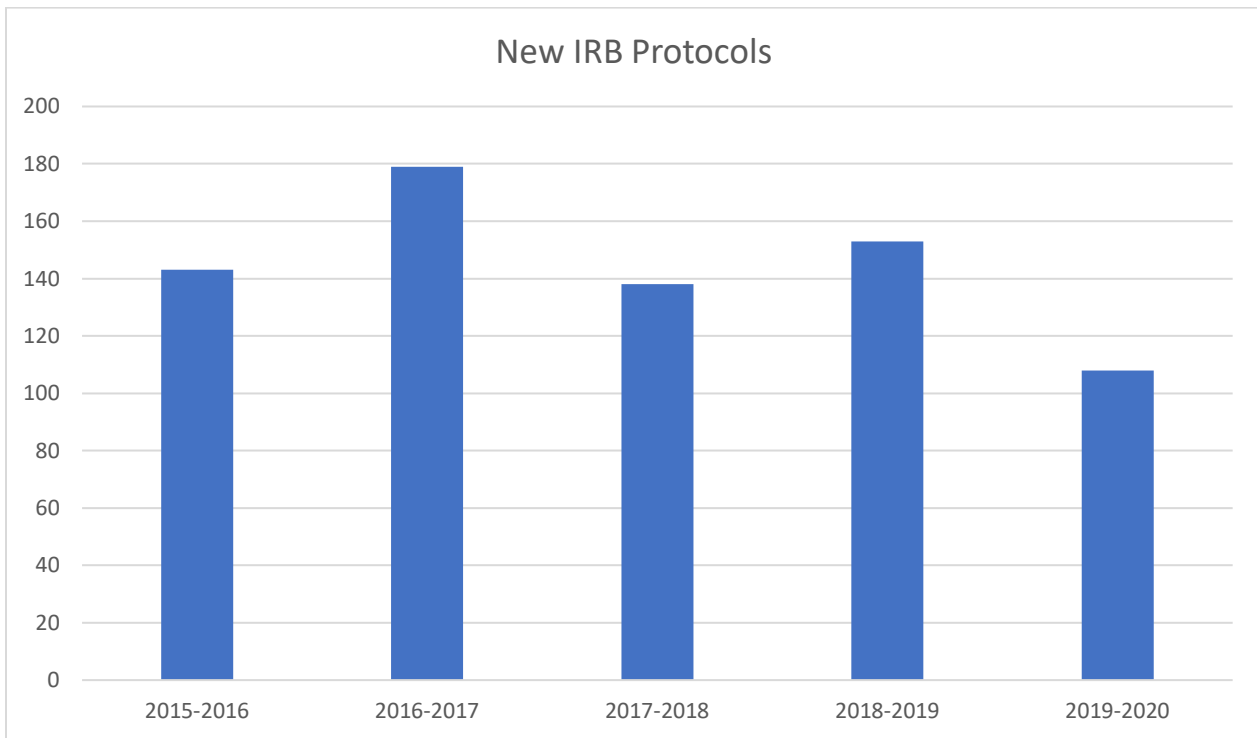
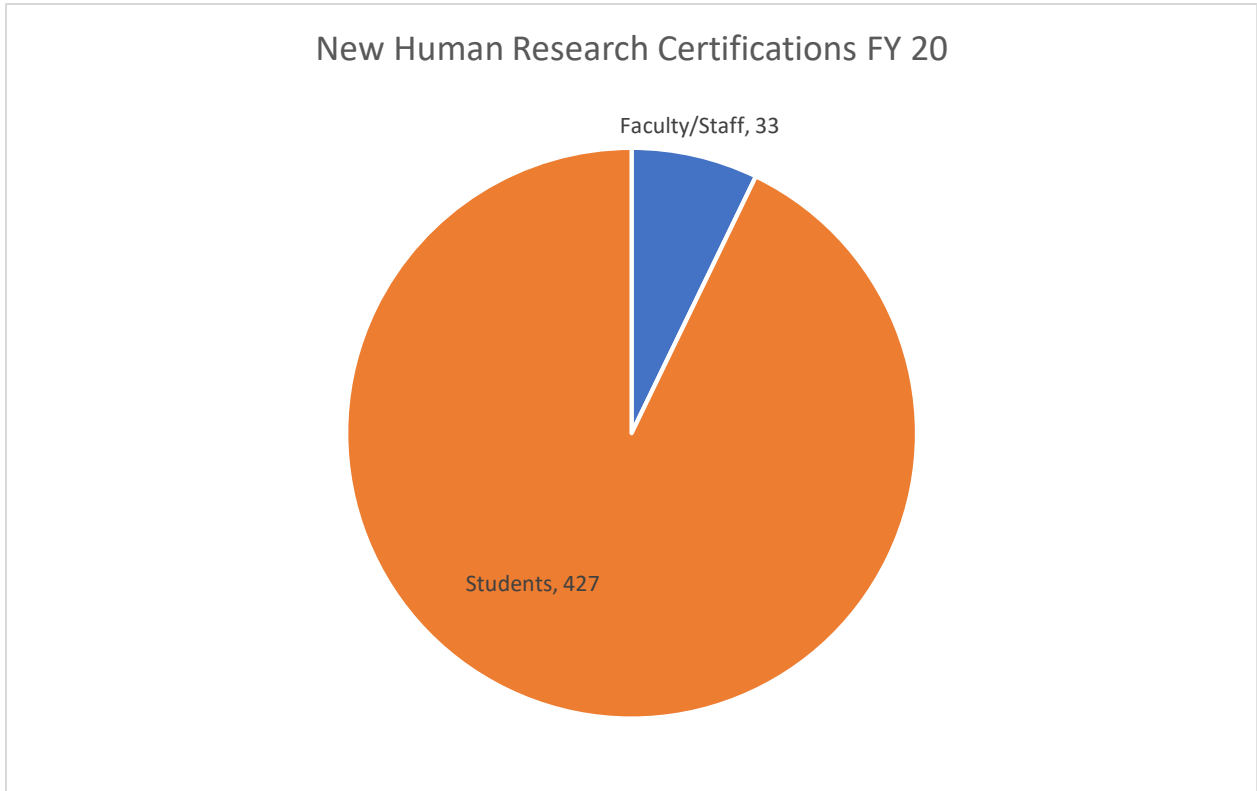
UNIVERSITY OF WISCONSIN SYSTEM
GIFTS, GRANTS AND CONTRACTS AWARDED
FISCAL YEAR 2019-2020 (through June)
RESEARCH & PUBLIC SERVICE

Institution	Total Fiscal Year to Date			Federal Fiscal Year to Date			Non Federal Fiscal Year to Date		
	2019-20	2018-19	Increase (Decrease)	2019-20	2018-19	Increase (Decrease)	2019-20	2018-19	Increase (Decrease)
Total	1,244,048,306	1,216,812,770	27,235,536	785,845,954	754,111,986	31,733,968	458,202,352	462,700,784	(4,498,432)
Madison	1,151,829,712	1,122,703,107	29,126,605	718,345,815	695,983,506	22,362,309	433,483,897	426,719,601	6,764,296
Milwaukee	52,486,861	40,111,141	12,375,720	40,678,679	28,576,843	12,101,836	11,808,181	11,534,298	273,883
Eau Claire	2,089,355	1,456,166	633,189	1,495,291	978,694	516,597	594,064	477,472	116,592
Green Bay	3,836,594	2,955,477	881,117	2,205,513	1,673,183	532,329	1,631,081	1,282,294	348,788
La Crosse	1,291,529	2,040,484	(748,956)	717,898	854,427	(136,529)	573,631	1,186,058	(612,427)
Oshkosh	3,656,107	2,138,487	1,517,620	1,954,604	1,668,937	285,667	1,701,503	469,550	1,231,953
Parkside	244,681	47,857	196,824	159,379	0	159,379	85,302	47,857	37,445
Platteville	647,310	808,285	(160,974)	489,000	550,513	(61,513)	158,310	257,772	(99,461)
River Falls	275,721	707,027	(431,306)	147,075	474,107	(327,032)	128,646	232,920	(104,274)
Stevens Point	4,735,340	6,201,188	(1,465,848)	2,166,575	2,180,269	(13,693)	2,568,765	4,020,919	(1,452,154)
Stout	4,664,075	4,451,659	212,416	3,688,935	3,385,530	303,405	975,140	1,066,129	(90,989)
Superior	2,644,805	1,981,951	662,854	2,473,045	1,631,318	841,728	171,759	350,633	(178,874)
Whitewater	5,548,021	2,757,890	2,790,131	4,003,742	1,194,721	2,809,021	1,544,279	1,563,170	(18,891)
Colleges	0	21,326	(21,326)	0	0	0	0	21,326	(21,326)
Extension	0	28,430,726	(28,430,726)	0	14,959,939	(14,959,939)	0	13,470,787	(13,470,787)
System Administration	10,098,196	0	10,098,196	7,320,402	0	7,320,402	2,777,794	0	2,777,794

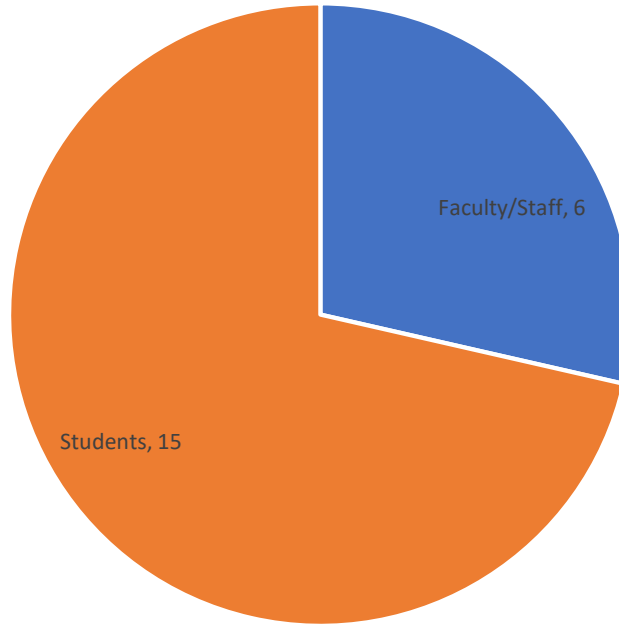
**UNIVERSITY OF WISCONSIN SYSTEM
GIFTS, GRANTS AND CONTRACTS AWARDED
FISCAL YEAR 2019-2020 (through June)
INSTRUCTION**

Institution	Total Fiscal Year to Date			Federal Fiscal Year to Date			Non Federal Fiscal Year to Date		
	2019-20	2018-19	Increase (Decrease)	2019-20	2018-19	Increase (Decrease)	2019-20	2018-19	Increase (Decrease)
Total	75,048,642	69,585,524	5,463,118	41,886,063	40,314,370	1,571,693	33,162,580	29,271,154	3,891,425
Madison	49,839,949	48,476,975	1,362,974	32,123,795	29,914,788	2,209,007	17,716,153	18,562,186	(846,033)
Milwaukee	10,610,966	9,207,458	1,403,508	2,649,729	2,693,055	(43,326)	7,961,237	6,514,402	1,446,834
Eau Claire	3,018,402	2,719,384	299,018	1,038,799	1,100,005	(61,206)	1,979,603	1,619,379	360,224
Green Bay	2,423,016	1,161,478	1,261,538	295,732	294,374	1,358	2,127,284	867,104	1,260,180
La Crosse	275,013	334,936	(59,923)	249,963	300,126	(50,163)	25,050	34,810	(9,760)
Oshkosh	5,530,989	5,675,520	(144,531)	5,489,040	5,305,737	183,303	41,949	369,783	(327,834)
Parkside	444,127	1,021,579	(577,452)	0	626,935	(626,935)	444,127	394,644	49,483
Platteville	89,445	67,474	21,972	0	11,650	(11,650)	89,445	55,824	33,622
River Falls	0	0	0	0	0	0	0	0	0
Stevens Point	539,453	597,476	(58,023)	2,811	3,506	(695)	536,643	593,971	(57,328)
Stout	206,215	200,400	5,815	36,194	64,194	(28,000)	170,021	136,206	33,815
Superior	15,493	16,992	(1,499)	0	0	0	15,493	16,992	(1,499)
Whitewater	55,575	31,143	24,432	0	0	0	55,575	31,143	24,432
Colleges	0	74,710	(74,710)	0	0	0	0	74,710	(74,710)
Extension	0	0	0	0	0	0	0	0	0
System Administration	2,000,000	0	2,000,000	0	0	0	2,000,000	0	2,000,000

IRB and IACUC Activity FY 20



New Animal Research Certifications FY 20



New IACUC Protocols (#)

