

IPEDS 2021-22 Data Collection System

IPEDS HELP DESK (877) 225-2568 | ipedshelp@rti.org

OMB NO. 1850-0582 v.29 : Approval Expires 8/31/2022

User ID: P2401891

Fall Enrollment 2021-22

Institution: University of Wisconsin-Whitewater (240189)

User ID: P2401891

Overview

Fall Enrollment Overview

The Fall Enrollment component collects student enrollment counts by level of student, enrollment status, gender and race/ethnicity. In addition, first-time student retention rates and the student-to-faculty ratio are collected. Enrollment by age is required in odd-numbered years, and enrollment by residence of first-time undergraduates is required in even-numbered years.

Institutions operating on a traditional academic year calendar (semester, trimester, quarter, or 4-1-4) report Fall enrollment as of the institution's official fall reporting date or October 15. Institutions operating on a calendar that differs by program or that enrolls students on a continuous basis (referred to as program reporters) report Fall enrollment as students enrolled any time during the period August 1 and October 31.

Data reporting reminders:

- Part B, Enrollment of students by age, is **required** this year.
- Part C, Residence of first-time degree/certificate-seeking undergraduates, is **optional** this year.
- For reporting students studying in consortium agreements, please refer to the Resource page at <https://nces.ed.gov/ipeds/report-your-data/data-tip-sheet-reporting-data-consortium-institutions>.

Changes to reporting for 2021-22:

There are no changes to this survey component.

Resources:

- To download the survey materials for this component: [Survey Materials](#)
- To access your prior year data submission for this component: [Reported Data](#)

If you have questions about completing this survey, please contact the **IPEDS Help Desk at 1-877-225-2568**.

Institution: University of Wisconsin-Whitewater (240189)

User ID: P2401891

Part Selection

Completion of Part C (Residence of First-Time Degree/Certificate-Seeking Undergraduates) is optional this year.

Do you wish to complete Part C this year?

If you select 'Yes', you will be expected to complete the Part C screens.

If you select 'No', you will skip Part C.

- No, I will not complete Part C
- Yes, I will complete Part C

Institution: University of Wisconsin-Whitewater (240189)

User ID: P2401891

Part A - Fall Enrollment for Full-Time Undergraduate Students

Enrollment as of the institution's **official fall reporting date** or as of **October 15, 2021**

Full-time Undergraduate Students

Reporting Reminders:

- Report Hispanic/Latino individuals of any race as Hispanic/Latino
- Report race for non-Hispanic/Latino individuals only
- Even though Teacher Preparation certificate programs may require a bachelor's degree for admission, they are considered subbaccalaureate undergraduate programs, and students in these programs are undergraduate students.

Men

Enrolled for <u>credit</u>	Degree/certificate-seeking			Total degree/certificate-seeking	Non-degree/ non-certificate-seeking	Total, <u>Full-time</u> <u>undergraduate</u> students
	First-time	Non-first-time				
		Transfer-in	Continuing/ Returning			
<u>Nonresident alien</u>	4	0	16	20	11	31
<u>Hispanic/Latino</u>	89	16	207	312	1	313
<u>American Indian or Alaska Native</u>	0	1	3	4	0	4
<u>Asian</u>	14	9	44	67	0	67
<u>Black or African American</u>	52	8	96	156	0	156
<u>Native Hawaiian or Other Pacific Islander</u>	1	1	3	5	0	5
<u>White</u>	909	178	2,573	3,660	18	3,678
Two or more races	24	5	81	110	0	110
<u>Race and ethnicity unknown</u>	13	4	0	17	0	17
Total men	1,106	222	3,023	4,351	30	4,381
Total men prior year	1,072	222	3,269	4,563	26	4,589

Women

Enrolled for <u>credit</u>	Degree/certificate-seeking			Total degree/certificate-seeking	Non-degree/ non-certificate-seeking	Total, <u>Full-time</u> <u>undergraduate</u> students
	First-time	Non-first-time				
		Transfer-in	Continuing/ Returning			
<u>Nonresident alien</u>	1	1	15	17	2	19
<u>Hispanic/Latino</u>	85	17	246	348	3	351
<u>American Indian or Alaska Native</u>	6	0	5	11	0	11
<u>Asian</u>	15	5	64	84	0	84
<u>Black or African American</u>	53	7	121	181	0	181
<u>Native Hawaiian or Other Pacific Islander</u>	1	0	1	2	0	2
<u>White</u>	786	150	2,343	3,279	27	3,306
Two or more races	22	1	69	92	0	92
<u>Race and ethnicity unknown</u>	2	1	3	6	1	7
Total women	971	182	2,867	4,020	33	4,053
Total women prior year	938	220	3,163	4,321	36	4,357

Grand total (men+women)	2,077	404	5,890	8,371	63	8,434
Grand total (men+women) prior year	2,010	442	6,432	8,884	62	8,946

Institution: University of Wisconsin-Whitewater (240189)

User ID: P2401891

Part A - Fall Enrollment for Part-time Undergraduate Students

Enrollment as of the institution's **official fall reporting date** or as of **October 15, 2021**Part-time Undergraduate Students

Reporting Reminders:

- Report Hispanic/Latino individuals of any race as Hispanic/Latino
- Report race for non-Hispanic/Latino individuals only
- Even though Teacher Preparation certificate programs may require a bachelor's degree for admission, they are considered subbaccalaureate undergraduate programs, and students in these programs are undergraduate students.

Men

Enrolled for <u>credit</u>	Degree/certificate-seeking			Total degree/certificate-seeking	Non-degree/ non-certificate-seeking	Total, <u>part-time</u> <u>undergraduate</u> students
	First-time	Non-first-time				
		Transfer-in	Continuing/ Returning			
<u>Nonresident alien</u>	0	0	1	1	0	1
<u>Hispanic/Latino</u>	4	3	45	52	9	61
<u>American Indian or Alaska Native</u>	0	0	1	1	0	1
<u>Asian</u>	0	2	7	9	4	13
<u>Black or African American</u>	2	1	16	19	5	24
<u>Native Hawaiian or Other Pacific Islander</u>	0	0	0	0	0	0
<u>White</u>	16	38	303	357	145	502
Two or more races	2	1	13	16	2	18
<u>Race and ethnicity unknown</u>	1	0	1	2	4	6
Total men	25	45	387	457	169	626
Total men prior year	18	42	475	535	149	684

Women

Enrolled for <u>credit</u>	Degree/certificate-seeking			Total degree/certificate-seeking	Non-degree/ non-certificate-seeking	Total, <u>part-time</u> <u>undergraduate</u> students
	First-time	Non-first-time				
		Transfer-in	Continuing/ Returning			
<u>Nonresident alien</u>	0	0	2	2	2	4
<u>Hispanic/Latino</u>	5	1	51	57	12	69
<u>American Indian or Alaska Native</u>	0	0	0	0	1	1
<u>Asian</u>	3	2	7	12	4	16
<u>Black or African American</u>	4	3	17	24	3	27
<u>Native Hawaiian or Other Pacific Islander</u>	0	0	0	0	0	0
<u>White</u>	12	36	306	354	183	537
Two or more races	1	0	19	20	11	31
<u>Race and ethnicity unknown</u>	0	0	1	1	5	6
Total women	25	42	403	470	221	691
Total women prior year	27	48	406	481	312	793

Grand total (men+women)	50	87	790	927	390	1,317
Grand total (men+women) prior year	45	90	881	1,016	461	1,477

Institution: University of Wisconsin-Whitewater (240189)

User ID: P2401891

Part A - Fall Enrollment for Graduate Students

Enrollment as of the institution's official fall reporting date or as of October 15, 2021Graduate Students

Race/Ethnicity Reporting Reminder:

- Report Hispanic/Latino individuals of any race as Hispanic/Latino
- Report race for non-Hispanic/Latino individuals only

Graduate Student Reporting Reminder:

- Report all postbaccalaureate degree and certificate students as graduate students, including any doctor's-professional practice students (formerly first-professional)
- Even though Teacher Preparation certificate programs may require a bachelor's degree for admission, they are considered subbaccalaureate undergraduate programs, and students in these programs are undergraduate students.

Men

Enrolled for <u>credit</u>	Total <u>full-time</u>	Total <u>part-time</u>	Total graduate students
<u>Nonresident alien</u>	7	5	12
<u>Hispanic/Latino</u>	14	30	44
<u>American Indian or Alaska Native</u>	0	2	2
<u>Asian</u>	9	18	27
<u>Black or African American</u>	21	14	35
<u>Native Hawaiian or Other Pacific Islander</u>	2	0	2
<u>White</u>	160	432	592
Two or more races	6	11	17
<u>Race and ethnicity unknown</u>	4	12	16
Total men	223	524	747
Total men prior year	189	500	689

Women

Enrolled for <u>credit</u>	Total <u>full-time</u>	Total <u>part-time</u>	Total graduate students
<u>Nonresident alien</u>	5	2	7
<u>Hispanic/Latino</u>	19	42	61
<u>American Indian or Alaska Native</u>	0	1	1
<u>Asian</u>	11	21	32
<u>Black or African American</u>	23	18	41
<u>Native Hawaiian or Other Pacific Islander</u>	1	1	2
<u>White</u>	264	512	776
Two or more races	4	10	14
<u>Race and ethnicity unknown</u>	5	9	14
Total women	332	616	948
Total women prior year	315	562	877


Grand total (men+women)	555	1,140	1,695
Grand total (men+women) prior year	504	1,062	1,566


Institution: University of Wisconsin-Whitewater (240189)

User ID: P2401891

Part A - Fall Enrollment by Distance Education Status

Enrollment as of the institution's **official fall reporting date** or as of **October 15, 2021**

	Undergraduate Students		Graduate Students
	Degree/certificate-seeking	Non-degree/non-certificate-seeking	
 Enrolled <i>exclusively</i> in <u>distance education courses</u>	831	82	1,292
Enrolled in <i>at least one</i> but not all distance education courses	5,549	58	178
<i>Not enrolled</i> in any distance education courses	2,918	313	225
Total (from prior part A screens)	9,298	453	1,695

 You may use the box below to provide additional context for the data you have reported above. Context notes will be posted on the College Navigator website. Therefore, you should write all context notes using proper grammar (e.g., complete sentences with punctuation) and common language that can be easily understood by students and parents (e.g., spell out acronyms).

Institution: University of Wisconsin-Whitewater (240189)

User ID: P2401891

Part A - Fall Enrollment by Distance Education Status

Of those students *exclusively* enrolled in distance education courses, report the number that are:

		<u>Undergraduate</u> Students		<u>Graduate Students</u>
		<u>Degree/certificate-seeking</u>	<u>Non-degree/non-certificate-seeking</u>	
Located in	WI	737	74	919
Located in the U.S. but not in	WI	92	8	368
Located in the U.S. but state/jurisdiction unknown		0	0	0
Located outside the U.S.		2	0	5
Location unknown/unreported		0	0	0
Total students exclusively enrolled in distance education (from section above)		831	82	1,292

Institution: University of Wisconsin-Whitewater (240189)

User ID: P2401891

Part A - Fall Enrollment Summary

Fall Enrollment Summary

Men

Students enrolled for credit	Total full-time students	Total part-time students	Grand total, all students
<u>Nonresident alien</u>	38	6	44
<u>Hispanic/Latino</u>	327	91	418
<u>American Indian or Alaska Native</u>	4	3	7
<u>Asian</u>	76	31	107
<u>Black or African American</u>	177	38	215
<u>Native Hawaiian or Other Pacific Islander</u>	7	0	7
<u>White</u>	3,838	934	4,772
Two or more races	116	29	145
<u>Race and ethnicity unknown</u>	21	18	39
Total men	4,604	1,150	5,754

Women

Students enrolled for credit	Total full-time students	Total part-time students	Grand total, all students
<u>Nonresident alien</u>	24	6	30
<u>Hispanic/Latino</u>	370	111	481
<u>American Indian or Alaska Native</u>	11	2	13
<u>Asian</u>	95	37	132
<u>Black or African American</u>	204	45	249
<u>Native Hawaiian or Other Pacific Islander</u>	3	1	4
<u>White</u>	3,570	1,049	4,619
Two or more races	96	41	137
<u>Race and ethnicity unknown</u>	12	15	27
Total women	4,385	1,307	5,692

Grand Total (men+women)	8,989	2,457	11,446
--------------------------------	--------------	--------------	---------------

Institution: University of Wisconsin-Whitewater (240189)

User ID: P2401891

Part B - Fall Enrollment by Age and Gender for Full-time Undergraduate Students

Enrollment as of the institution's **official fall reporting date** or as of **October 15, 2021**

Age	Full-time Undergraduate Students	
	Men	Women
Under 18	5	11
18-19	1,766	1,594
20-21	1,644	1,534
22-24	752	661
25-29	132	134
30-34	45	47
35-39	23	27
40-49	11	30
50-64	2	15
65 and over	1	0
Age unknown/unreported	0	0
Total full-time undergraduate students (from part A)	4,381	4,053

Institution: University of Wisconsin-Whitewater (240189)

User ID: P2401891

Part B - Fall Enrollment by Age and Gender for Part-time Undergraduate Students

Enrollment as of the institution's **official fall reporting date** or as of **October 15, 2021**

Age	Part-time Undergraduate Students	
	Men	Women
Under 18	83	136
18-19	74	68
20-21	66	91
22-24	195	127
25-29	77	102
30-34	45	49
35-39	35	39
40-49	36	53
50-64	13	25
65 and over	2	1
Age unknown/unreported	0	0
Total part-time undergraduate students (from part A)	626	691

Institution: University of Wisconsin-Whitewater (240189)

User ID: P2401891

Part B - Fall Enrollment by Age and Gender for Full-time Graduate Students

Enrollment as of the institution's official fall reporting date or as of October 15, 2021

Age	Full-time Graduate Students	
	Men	Women
Under 18	<input type="text"/>	<input type="text"/>
18-19	<input type="text"/>	<input type="text"/>
20-21	<input type="text" value="5"/>	<input type="text" value="7"/>
22-24	<input type="text" value="73"/>	<input type="text" value="145"/>
25-29	<input type="text" value="54"/>	<input type="text" value="78"/>
30-34	<input type="text" value="39"/>	<input type="text" value="39"/>
35-39	<input type="text" value="22"/>	<input type="text" value="28"/>
40-49	<input type="text" value="19"/>	<input type="text" value="25"/>
50-64	<input type="text" value="9"/>	<input type="text" value="10"/>
65 and over	<input type="text" value="2"/>	<input type="text" value="0"/>
Age unknown/unreported	0	0
Total full-time graduate students (from part A)	223	332

Institution: University of Wisconsin-Whitewater (240189)

User ID: P2401891

Part B - Fall Enrollment by Age and Gender for Part-time Graduate Students

Enrollment as of the institution's official fall reporting date or as of October 15, 2021

Age	Part-time Graduate Students	
	Men	Women
Under 18	<input type="text"/>	<input type="text"/>
18-19	<input type="text"/>	<input type="text"/>
20-21	<input type="text"/>	<input type="text"/>
22-24	<input type="text" value="50"/>	<input type="text" value="90"/>
25-29	<input type="text" value="164"/>	<input type="text" value="175"/>
30-34	<input type="text" value="115"/>	<input type="text" value="122"/>
35-39	<input type="text" value="81"/>	<input type="text" value="73"/>
40-49	<input type="text" value="88"/>	<input type="text" value="123"/>
50-64	<input type="text" value="25"/>	<input type="text" value="32"/>
65 and over	<input type="text" value="1"/>	<input type="text" value="1"/>
Age unknown/unreported	0	0
Total part-time graduate students (from part A)	524	616


Institution: University of Wisconsin-Whitewater (240189)

User ID: P2401891

Part C - Screening Question

Did any of your first-time degree/certificate-seeking undergraduate students (reported in Part A) enroll within 12 months of graduating high school or receiving their GED?

- No, we do not have any first-time students who enrolled within 12 months of their high school graduation.
- Yes, we have first-time students who enrolled within 12 months of their high school graduation.

 You may use the box below to provide additional context for the data you have reported above. Context notes will be posted on the College Navigator website. Therefore, you should write all context notes using proper grammar (e.g., complete sentences with punctuation) and common language that can be easily understood by students and parents (e.g., spell out acronyms).

Institution: University of Wisconsin-Whitewater (240189)

User ID: P2401891

Part C - Residence of First-time Undergraduates

Enrollment as of the institution's **official fall reporting date** or as of **October 15, 2021**

NOTE: These data are **optional** this year.

Enter **at least one** zero, where applicable, to verify that the screen has not been skipped.

State of <u>residence</u> when student was first admitted	FIPS Code	i Total <u>first-time</u> degree/certificate-seeking undergraduates (1)	Of students in column 1, those who enrolled within 12 months of high school graduation or receiving their GED (2)
Alabama	01	<input type="text"/>	<input type="text"/>
Alaska	02	<input type="text"/>	<input type="text"/>
Arizona	04	<input type="text" value="1"/>	<input type="text" value="1"/>
Arkansas	05	<input type="text" value="1"/>	<input type="text" value="1"/>
California	06	<input type="text" value="3"/>	<input type="text" value="3"/>
Colorado	08	<input type="text" value="1"/>	<input type="text" value="0"/>
Connecticut	09	<input type="text"/>	<input type="text"/>
Delaware	10	<input type="text"/>	<input type="text"/>
District of Columbia	11	<input type="text"/>	<input type="text"/>
Florida	12	<input type="text" value="2"/>	<input type="text" value="2"/>
Georgia	13	<input type="text"/>	<input type="text"/>
Hawaii	15	<input type="text"/>	<input type="text"/>
Idaho	16	<input type="text" value="1"/>	<input type="text" value="1"/>
Illinois	17	<input type="text" value="282"/>	<input type="text" value="273"/>
Indiana	18	<input type="text" value="4"/>	<input type="text" value="4"/>
Iowa	19	<input type="text" value="3"/>	<input type="text" value="3"/>
Kansas	20	<input type="text"/>	<input type="text"/>
Kentucky	21	<input type="text"/>	<input type="text"/>
Louisiana	22	<input type="text"/>	<input type="text"/>
Maine	23	<input type="text"/>	<input type="text"/>

Institution: University of Wisconsin-Whitewater (240189)

User ID: P2401891

Part C - Residence of First-time Undergraduates

Enrollment as of the institution's **official fall reporting date** or as of **October 15, 2021**

NOTE: These data are **optional** this year.

Enter **at least one** zero, where applicable, to verify that the screen has not been skipped.

State of <u>residence</u> when student was first admitted	FIPS Code	Total <u>first-time</u> degree/certificate-seeking undergraduates (1)	Of students in column 1, those who enrolled within 12 months of high school graduation or receiving their GED (2)
Maryland	24	<input type="text" value="2"/>	<input type="text" value="2"/>
Massachusetts	25	<input type="text" value="1"/>	<input type="text" value="1"/>
Michigan	26	<input type="text" value="1"/>	<input type="text" value="1"/>
Minnesota	27	<input type="text" value="15"/>	<input type="text" value="15"/>
Mississippi	28	<input type="text"/>	<input type="text"/>
Missouri	29	<input type="text" value="3"/>	<input type="text" value="3"/>
Montana	30	<input type="text"/>	<input type="text"/>
Nebraska	31	<input type="text"/>	<input type="text"/>
Nevada	32	<input type="text"/>	<input type="text"/>
New Hampshire	33	<input type="text"/>	<input type="text"/>
New Jersey	34	<input type="text"/>	<input type="text"/>
New Mexico	35	<input type="text"/>	<input type="text"/>
New York	36	<input type="text"/>	<input type="text"/>
North Carolina	37	<input type="text" value="1"/>	<input type="text" value="0"/>
North Dakota	38	<input type="text"/>	<input type="text"/>
Ohio	39	<input type="text" value="1"/>	<input type="text" value="1"/>
Oklahoma	40	<input type="text" value="1"/>	<input type="text" value="1"/>
Oregon	41	<input type="text"/>	<input type="text"/>
Pennsylvania	42	<input type="text"/>	<input type="text"/>
Rhode Island	44	<input type="text"/>	<input type="text"/>

Institution: University of Wisconsin-Whitewater (240189)

User ID: P2401891


Part C - Residence of First-time Undergraduates

Enrollment as of the institution's **official fall reporting date** or as of **October 15, 2021**

NOTE: These data are **optional** this year.

Enter **at least one** zero, where applicable, to verify that the screen has not been skipped.

State of <u>residence</u> when student was first admitted	FIPS Code	Total <u>first-time</u> degree/certificate-seeking undergraduates (1)	Of students in column 1, those who enrolled within 12 months of high school graduation or receiving their GED (2)
South Carolina	45	<input type="text"/>	<input type="text"/>
South Dakota	46	<input type="text"/>	<input type="text"/>
Tennessee	47	<input type="text" value="3"/>	<input type="text" value="3"/>
Texas	48	<input type="text" value="3"/>	<input type="text" value="3"/>
Utah	49	<input type="text"/>	<input type="text"/>
Vermont	50	<input type="text"/>	<input type="text"/>
Virginia	51	<input type="text" value="2"/>	<input type="text" value="2"/>
Washington	53	<input type="text" value="4"/>	<input type="text" value="3"/>
West Virginia	54	<input type="text"/>	<input type="text"/>
Wisconsin	55	<input type="text" value="1,789"/>	<input type="text" value="1,675"/>
Wyoming	56	<input type="text"/>	<input type="text"/>
<u>State Unknown</u>	57	<input type="text"/>	<input type="text"/>
American Samoa	60	<input type="text"/>	<input type="text"/>
Federated States of Micronesia	64	<input type="text"/>	<input type="text"/>
Guam	66	<input type="text"/>	<input type="text"/>
Marshall Islands	68	<input type="text"/>	<input type="text"/>
Northern Marianas	69	<input type="text"/>	<input type="text"/>
Palau	70	<input type="text"/>	<input type="text"/>
Puerto Rico	72	<input type="text"/>	<input type="text"/>
Virgin Islands	78	<input type="text"/>	<input type="text"/>
Foreign Countries	90	<input type="text" value="3"/>	<input type="text" value="2"/>
Residence unknown/unreported	98	<input type="text" value="0"/>	<input type="text"/>
Total first-time degree/certificate-seeking undergraduates (from Part A)		2,127	2,000

 You may use the box below to provide additional context for the data you have reported above. Context notes will be posted on the College Navigator website. Therefore, you should write all context notes using proper grammar (e.g., complete sentences with punctuation) and common language that can be easily understood by students and parents (e.g., spell out acronyms).

Institution: University of Wisconsin-Whitewater (240189)

User ID: P2401891

Part D - Total Undergraduate Entering Class

Total Undergraduate Entering Class, Fall 2021

D1	Total full-time, first-time degree/certificate-seeking <u>undergraduates</u> from Part A (GR <u>cohort</u>)	2,077
D2	Total <u>first-time</u> degree/certificate-seeking undergraduates (full-time + part-time) from Part A	2,127
D3	Total <u>transfer-in (non-first-time entering)</u> , degree/certificate-seeking undergraduates (full-time + part-time) from Part A	491
D4	Total <u>non-degree/non-certificate-seeking</u> undergraduates (full-time + part-time) from Part A	453
D5	Of the total non-degree/non-certificate-seeking undergraduates displayed on line D4, the number that are new to the institution in Fall 2021	309
D6	Total <u>entering students</u> at the undergraduate level Note: This is calculated as first-time students (line D2) + students transferring to the institution (line D3) + non-degree/non-certificate-seeking undergraduates entering in Fall 2021 (line D5).	2,927
D7	Percentage of undergraduate entering class represented by your GR <u>cohort</u> (line D1/line D6)	71

Part E - First-time Bachelor's Cohort Retention Rates (Full-time)

Retention Rates - Full-time, First-time Bachelor's Cohort from Fall 2020


Academic reporters determine the cohort and retention as of the institution's official fall reporting date or as of October 15. Program reporters determine the cohort with enrollment any time between August 1 and October 31, 2020 and retention based on August 1, 2021.

The retention rate is calculated by the system after clicking "Save" on the screen. Exclusions are subtracted from and inclusions are added to the original cohort and the resulting adjusted cohort is used for calculating the retention rate.

Retention Data Reporting Reminders:

- Include only **full-time, first-time bachelor's** students in this cohort.
- Determine the full-time cohort using Fall 2020 status (e.g., if a student was full-time in Fall 2020, report them in the full-time cohort regardless of their Fall 2021 status).
- If there are no students to report in the cohort, enter zero. Do not leave the field blank.
- Report in the exclusions box (line E2a) the number of students from the cohort who left the institution for any of the following reasons: died or were totally and permanently disabled; to serve in the armed forces (including those called to active duty); to serve with a foreign aid service of the Federal Government (e.g., Peace Corps); or to serve on official church missions.
- Report in the inclusion box (line E2b) first-time bachelor's-seeking study abroad students who were excluded from the first-time cohort (line E1) but who have re-enrolled at the institution their second year.

FULL-TIME, FIRST-TIME BACHELOR'S COHORT RETENTION:		Prior year data (Fall 2019 cohort)	
E1	Full-time, first-time Fall 2020 bachelor's cohort	1,750	1,795
E2a	<u>Exclusions</u> from the Fall 2020 cohort		0
E2b	Inclusion to the Fall 2020 cohort		0
E3	Adjusted Fall 2020 cohort (line E1- E2a + E2b)	1,750	1,795
E4	Students from Fall 2020 cohort still enrolled as of Fall 2021	1,308	1,410
E5	Full-time, first-time Fall 2020 bachelor's cohort retention rate (line E4 / line E3)	75 %	79 %

 The notes below provide context for the data you've reported above and **may** be posted on the College Navigator website. Choose one option that best explains your data or choose "Not Applicable" if you do not wish to provide context notes. If none of the options provided explain your institution's data, then choose "Other" and write your own context notes. Therefore, you should write all context notes using proper grammar (e.g., complete sentences with punctuation) and common language that can be easily understood by students and parents (e.g., spell out acronyms).

Not Applicable ▼

Institution: University of Wisconsin-Whitewater (240189)

User ID: P2401891

Part E - First-time Bachelor's Cohort Retention Rates (Part-time)

Retention Rates - Part-time, First-time Bachelor's Cohort from Fall 2020


Academic reporters determine the cohort and retention as of the institution's official fall reporting date or as of October 15. Program reporters determine the cohort with enrollment any time between August 1 and October 31, 2020 and retention based on August 1, 2021.

The retention rate is calculated by the system after clicking "Save" on the screen. Exclusions are subtracted from the original cohort and the resulting adjusted cohort is used for calculating the retention rate.

Retention Data Reporting Reminders:

- Include only **part-time, first-time bachelor's-seeking** students in this cohort.
- Determine part-time using Fall 2020 attendance status (e.g., if a student was part-time in Fall 2020, report them in the part-time cohort regardless of their Fall 2021 status).
- If there are no students to report in the cohort, enter zero. Do not leave the field blank.
- Report in the exclusions box (line E7a) the number of students from the cohort who left the institution for any of the following reasons: died or were totally and permanently disabled; to serve in the armed forces (including those called to active duty); to serve with a foreign aid service of the Federal Government (e.g., Peace Corps); or to serve on official church missions.
- Report in the inclusion box (line E7b) first-time bachelor's-seeking study abroad students who were excluded from the first-time cohort (line E6) but who have re-enrolled at the institution their second year.

PART-TIME, FIRST-TIME BACHELOR'S COHORT RETENTION:		Prior year data (Fall 2019 cohort)	
E6	Part-time, first-time Fall 2020 bachelor's cohort	<input type="text" value="13"/>	17
E7a	<u>Exclusions</u> from the Fall 2020 cohort	<input type="text"/>	0
E7b	Inclusions to the Fall 2020 cohort	<input type="text"/>	0
E8	Adjusted Fall 2020 cohort (line E6 - E7a + E7b)	13	17
E9	Students from Fall 2020 cohort still enrolled as of Fall 2021	<input type="text" value="7"/>	7
E10	Part-time, first-time Fall 2020 bachelor's cohort retention rate (line E9 / line E8)	54 %	41 %

 The notes below provide context for the data you've reported above and **may** be posted on the College Navigator website. Choose one option that best explains your data or choose "Not Applicable" if you do not wish to provide context notes. If none of the options provided explain your institution's data, then choose "Other" and write your own context notes. Therefore, you should write all context notes using proper grammar (e.g., complete sentences with punctuation) and common language that can be easily understood by students and parents (e.g., spell out acronyms).

Not Applicable ▼

Institution: University of Wisconsin-Whitewater (240189)

Part F - Student-to-Faculty Ratio

Student-to-Faculty Ratio

Please provide your institution's student-to-faculty ratio (i.e., student-to-instructional staff) for undergraduate programs for Fall 2021. The student-to-faculty ratio and any accompanying context that is provided will be displayed on College Navigator.


Note: Logic in this item is similar to item I-2 from the Common Data Set data collection.

Click [here](#) to use a worksheet to help you determine the student-to-faculty ratio

Student-to-faculty ratio

20	to 1
20	to 1

Student-to-faculty ratio prior year

 You may use the box below to provide additional context for the data you have reported above. Context notes will be posted on the College Navigator website. Therefore, you should write all context notes using proper grammar (e.g., complete sentences with punctuation) and common language that can be easily understood by students and parents (e.g., spell out acronyms).

Prepared by

Reporting Reminders:

- The name of the preparer is being collected so that we can follow up with the appropriate person in the event that there are questions concerning the data.
- The Keyholder will be copied on all email correspondence to other preparers.
- The time it took to prepare this component is being collected so that we can continue to improve our estimate of the reporting burden associated with IPEDS.
- Please include in your estimate the time it took for you to review instructions, query and search data sources, complete and review the component, and submit the data through the Data Collection System.
- Thank you for your assistance.

This survey component was prepared by:

<input type="radio"/> Keyholder	<input type="radio"/> SFA Contact	<input type="radio"/> HR Contact
<input type="radio"/> Finance Contact	<input type="radio"/> Academic Library Contact	<input checked="" type="radio"/> Other

Name:

Email:

How many staff from your institution only were involved in the data collection and reporting process of this survey component?

Number of Staff (including yourself)

How many hours did you and others from your institution only spend on each of the steps below when responding to this survey component?
Exclude the hours spent collecting data for state and other reporting purposes.

Staff member	Collecting Data Needed	Revising Data to Match IPEDS Requirements	Entering Data	Revising and Locking Data
Your office	<input type="text"/> hours	<input type="text"/> hours	<input type="text"/> hours	<input type="text"/> hours
Other offices	<input type="text"/> hours	<input type="text"/> hours	<input type="text"/> hours	<input type="text"/> hours

Institution: University of Wisconsin-Whitewater (240189)

User ID: P2401891

Summary

Fall Enrollment Survey Summary

IPEDS collects important information regarding your institution. All data reported in IPEDS survey components become available in the IPEDS Data Center and appear as aggregated data in various Department of Education reports. Additionally, some of the reported data appears specifically for your institution through the College Navigator website and is included in your institution's Data Feedback Report (DFR). The purpose of this summary is to provide you an opportunity to view some of the data that, when accepted through the IPEDS quality control process, will appear on the College Navigator website and/or your DFR. College Navigator is updated approximately three months after the data collection period closes and Data Feedback Reports will be available through the [Data Center](#) and sent to your institution's CEO in November 2021.

Please review your data for accuracy. If you have questions about the data displayed below after reviewing the data reported on the survey screens, please contact the IPEDS Help Desk at: 1-877-225-2568 or ipedshelp@rti.org.

Four-Year Institutions with Graduate Students

Student Enrollment	
Total enrollment	11,446
Undergraduate enrollment	9,751
Undergraduate transfer-in enrollment	491
Graduate enrollment	1,695
Student-to-faculty ratio	20 to 1

Student Characteristics (All Students)	
Percent of all students who are female	50%
Percent of all students by race/ethnicity:	
American Indian or Alaska Native	0%
Asian	2%
Black or African American	4%
Hispanic/Latino	8%
Native Hawaiian or Pacific Islander	0%
White	82%
Two or More Races	2%
Race and ethnicity unknown	1%
Nonresident alien	1%

Undergraduate Student Characteristics	
Percent of undergraduates who are female	49%
Percent of undergraduates who are full-time	86%
Percent of undergraduates by race/ethnicity:	
American Indian or Alaska Native	0%
Asian	2%
Black or African American	4%
Hispanic/Latino	8%
Native Hawaiian or Pacific Islander	0%
White	82%
Two or More Races	3%
Race and ethnicity unknown	0%
Nonresident alien	1%
Percent of undergraduate students by age:	
24 and under	90%
25 and over	10%
Age unknown	0%

Undergraduate Retention and Graduation Rate Cohort	
First-time, full-time bachelor's seeking student retention rate	75%
First-time, part-time bachelor's seeking student retention rate	54%

Graduation rate cohort as percent of total entering students	71%
--	-----

Graduate Student Characteristics

Percent of graduate students who are female	56%
Percent of graduate students who are full-time	33%

Institution: University of Wisconsin-Whitewater (240189)

User ID: P2401891

Edit Report

Fall Enrollment

There are no errors for the selected survey and institution.